



Macquarie crop check

DATE – 25TH JAN 2023

Please note Day Degree Calculations are in 1532 format to better reflect the DD the plant can use. Please email with any questions or further information you would like to see.

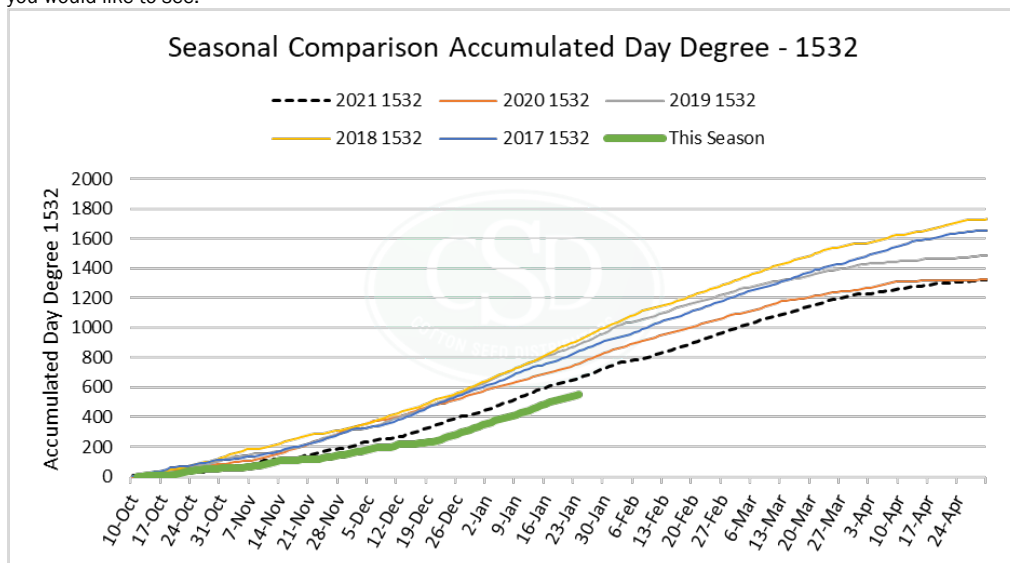


Fig 1 : Trangie accumulated DD 10th of October planting

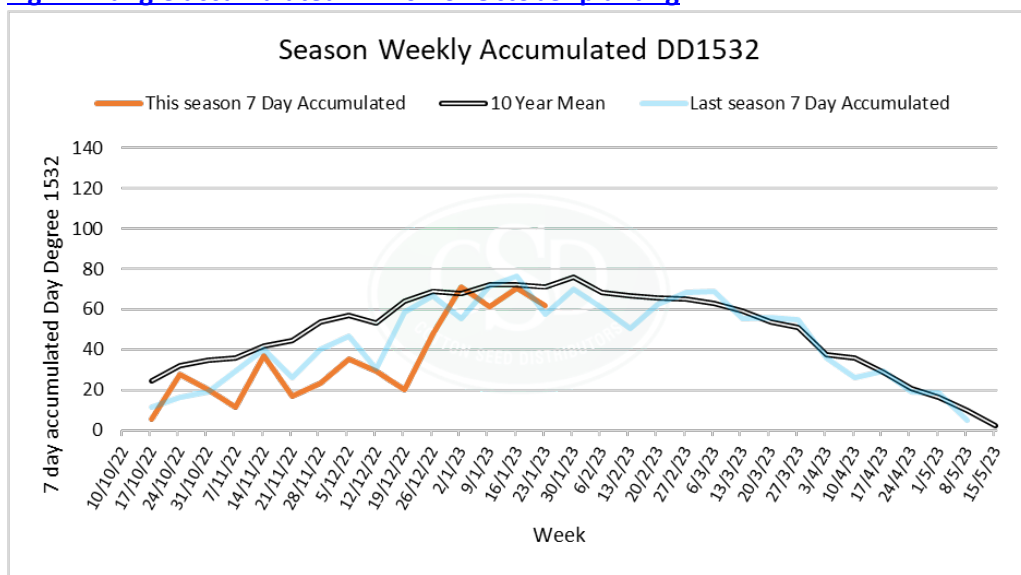


Fig 2 : Trangie 7 day accumulated DD 10th of October planting



Macquarie crop check

Figure 3: Day Degree comparison Source www.csd.net.au/ddc

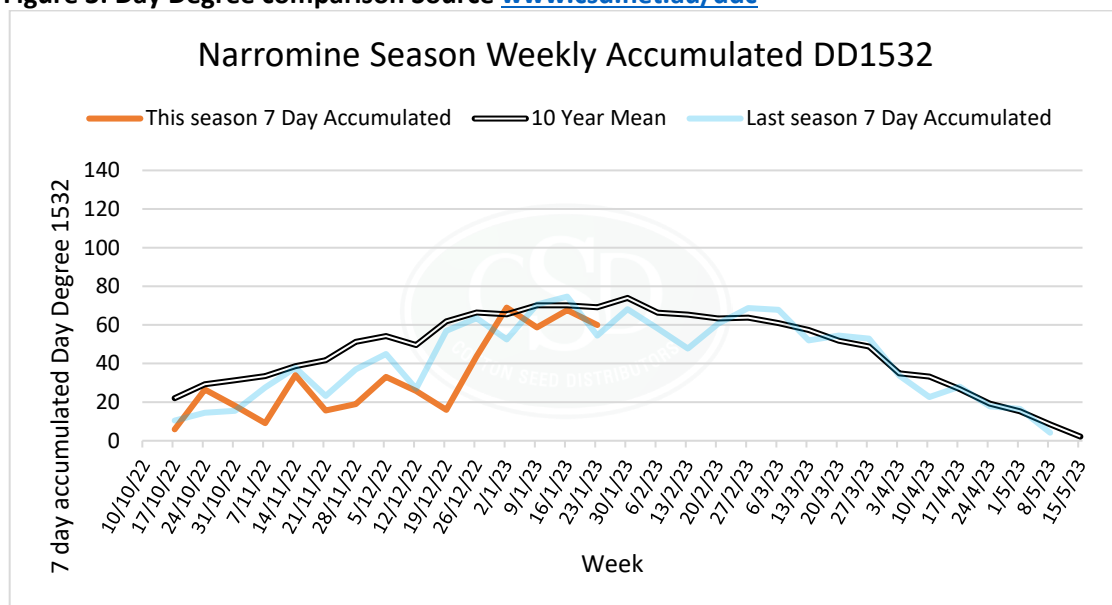
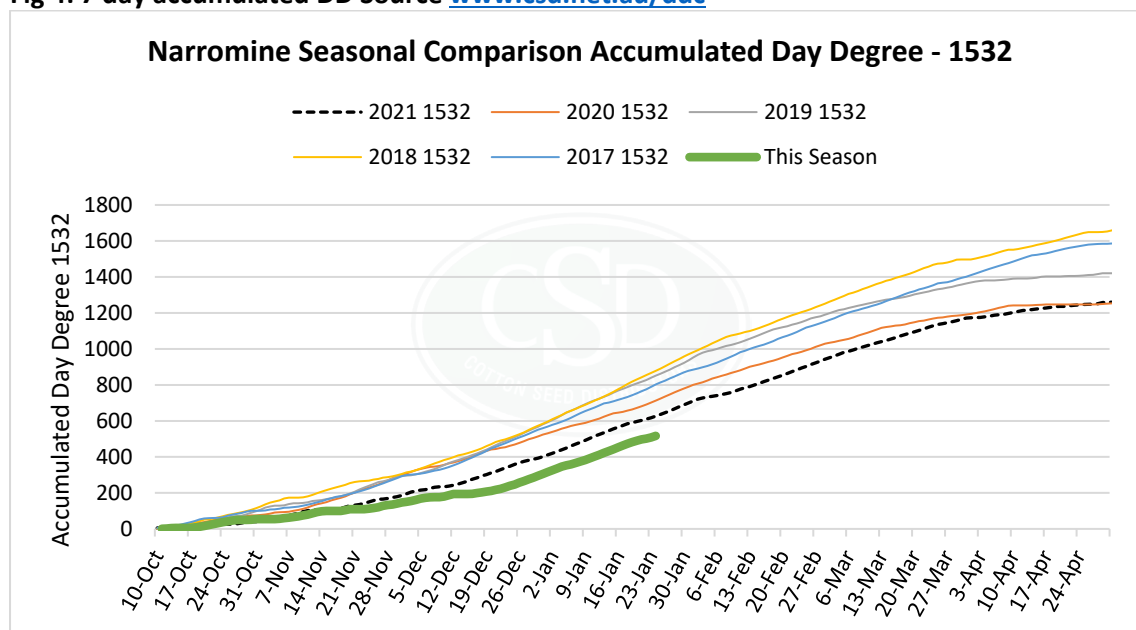


Fig 4: 7 day accumulated DD Source www.csd.net.au/ddc





Macquarie crop check

Figure 5: Day Degree comparison Source www.csd.net.au/ddc

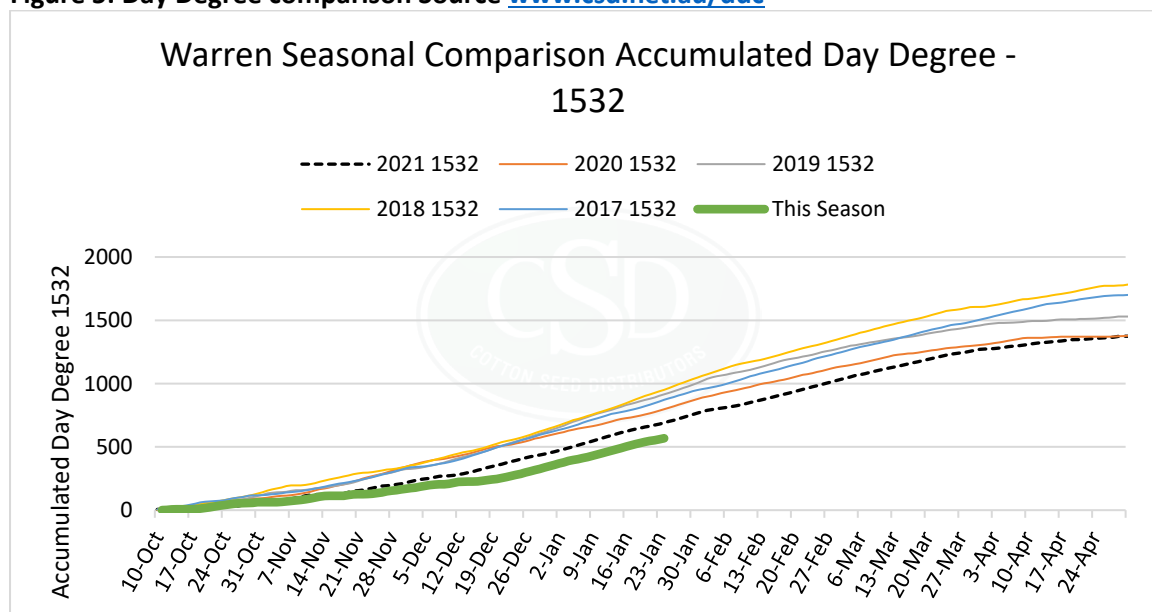
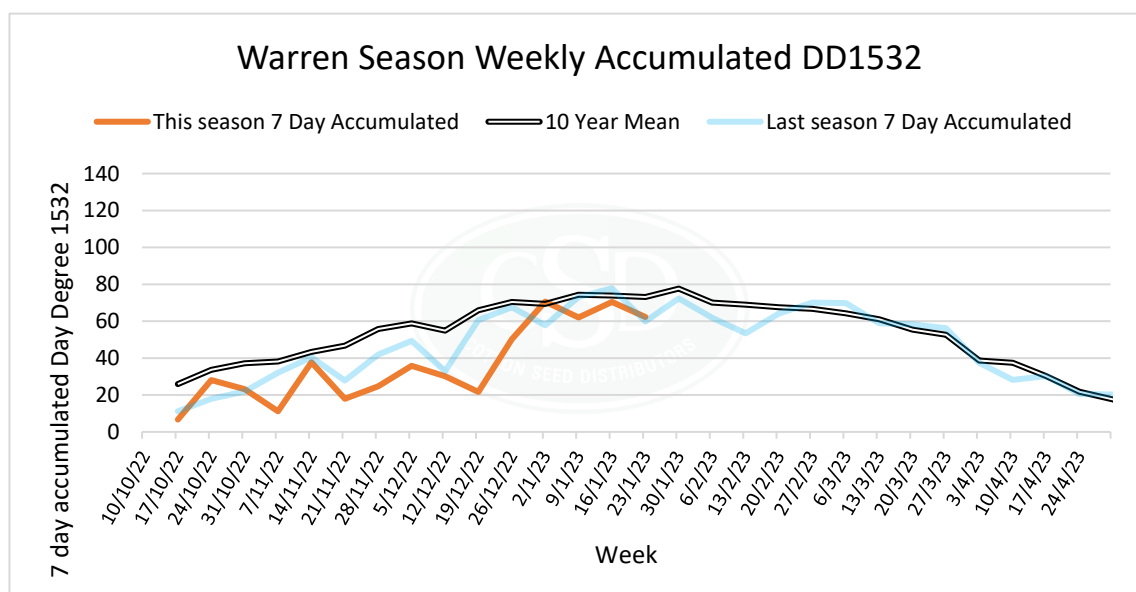


Fig 6: 7 day accumulated DD Source www.csd.net.au/ddc





Macquarie crop check

WARREN (FRAWLEY ST)

Date range: 10 October, 2022 to 24 January, 2023 (107 days).

Download

Summary Seasonal comparison

	2022	2021	2020	2019	2018	10 year mean
Base 12	1048.6	1161.0 ▲	1299.1 ▲	1508.9 ▲	1506.4 ▲	1341.9 ▲
DD1532*	567.9	690.2 ▲	797.4 ▲	915.3 ▲	951.2 ▲	815.4 ▲
Cold shock days ($\leq 11^{\circ}\text{C}$)	27	20 ▼	13 ▼	17 ▼	5 ▼	14.8 ▼
Days above 36°C	13	12 ▼	19 ▲	40 ▲	38 ▲	26.3 ▲
Nights above 25°C	0	0	2 ▲	13 ▲	12 ▲	4.7 ▲
Days above 40°C	0	0	5 ▲	18 ▲	15 ▲	7.5 ▲
Total rainfall (mm)	142.2	213.3 ▲	161.5 ▲	39.6 ▼	131.0 ▼	116.1 ▼
Total radiation (MJ/m^2)	2383.1	2256.4 ▼	2508.4 ▲	2596.5 ▲	2583.8 ▲	2303.6 ▼
Average temperature ($^{\circ}\text{C}$)	21.3	22.4 ▲	23.9 ▲	25.9 ▲	26.0 ▲	24.3 ▲

* Experimental calculation.

Seasonal Day Degree and historical data is sourced from Cotton Seed Distributors Day Degree Calculator found at www.csd.net.au/ddc. For more specific day degree and crop management detail for your farm, field and variety check out CottonTracka® at www.cottontracka.com.au

SUMMARY

Head to csd.net.au for your tailored day degree reports as you can see the DD represented in the 1532 is behind the 10 year mean however the last month has seen us climb back up and the crop is certainly starting to kick into gear.

OFF TARGET DRIFT EVENTS CONTINUE

There has still been a number of events across the region resulting in damage to our current crop. Of the 25 000ha we have planted over 43% of the crop has been affected by at least one event and in some case up to three events. SOS have launched a campaign and we need your help to spread the word please report any damaged hectares to cotton Australia as meeting are happening this week to form an action plan.

Twitter: <http://bit.ly/3ZYB67c>

Facebook: <https://bit.ly/3wq79iK>



Macquarie crop check

AREA	MACQUARIE - Trangie Nevertire Narromine Warren
Crop Stage	<ul style="list-style-type: none"> • 15 – 20 Nodes • Early to mid flowering •
Irrigation	<ul style="list-style-type: none"> • 4th irrigation happening now • 5th and 6th in crop depending on this next rain event • Crop still using a up to 1.1megs/water
Insects/Beneficial	<ul style="list-style-type: none"> • Green Vege Bug is building across the valley • Light Mirid pressure • Mites are present but below threshold at this point. • No sign of SLW this season.
Weeds	<ul style="list-style-type: none"> • Fleabane continues to be of concern • Windmill/blow away grass has caused massive problems in irrigation systems - blocking syphons and impacting water flow around channels and pumps. • Cultivation had to occur due to fleabane in come fields •
Disease	<ul style="list-style-type: none"> • No comments reported.



Macquarie crop check

Comments

- Plenty of pix going on and needed, Good retentions and fruit numbers
- Starting to see a good fruit load building

Disclaimer - © Cotton Seed Distributors Ltd 2021. The CottonInfo Crop Check is a summary of cotton crop information gathered from consultants by each CottonInfo Extension Officer (REO) for their valley. This information is collected on a regular basis to share with growers, researchers, and other consultants. The information is just a snapshot in time and does not claim to be a report for each valley; just a summary of comments received.

This information is provided as a general guide only; not comprehensive or specific technical advice. Circumstances vary from farm to farm. To the fullest extent permitted by law, CSD expressly disclaims all liability for any loss or damage arising from reliance upon any information, statement or opinion in this document or from any errors or omissions in this document.

