



Weeds of Australian cotton:

Quick start guide to the Weeds ID app for the cotton industry

Proper identification of weed species prior to attempting to control them is critical. The Weeds ID app, built by Innokas Intellectual Services and Identic with support from CRDC, helps users identify 50 important species from photos and plant characteristics. The app is simple to use, with a little initial guidance. This is a quick start guide that should get you up and running with the app in just a few minutes.

Step 1. Download the app.

The app is available for Android and iOS devices, and is free to download and use. In the app store for your device, search on 'Weeds of Australian Cotton'. The app icon looks like this:

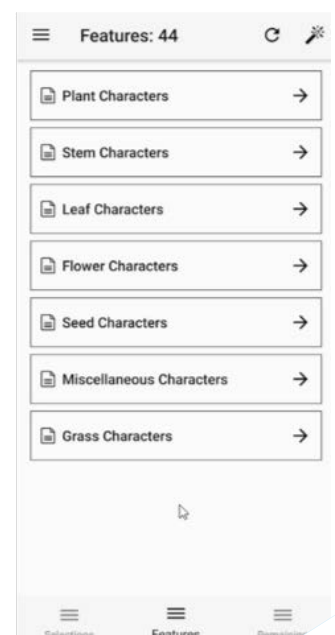


Download and install the app as normal.

Step 2. Run the app.

Once you have the app installed, tap to open it. (If it's not on your phone's home screen, you can find it under 'Cotton Weeds' in your installed app list.) You'll see the opening splash screen for a few seconds.

And then the main page of the app appears, and you can start to do things with it.

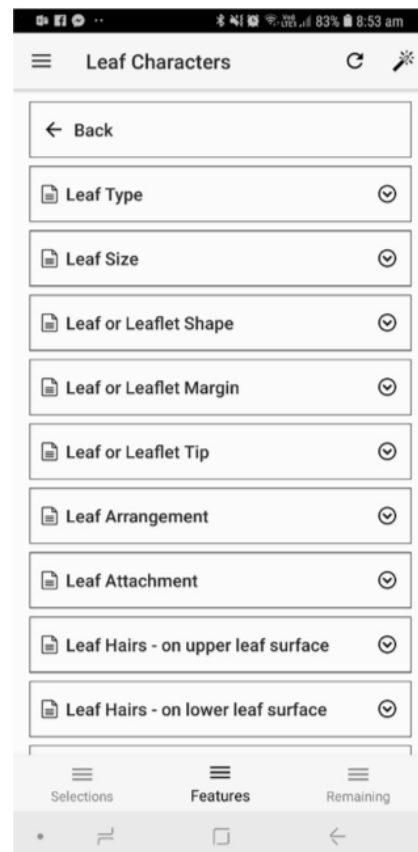


Step 3: Select some plant characteristics.

There are 50 species in the app. If you tap the 'Remaining' button on the bottom right of the Features selection screen at this stage, the app will show you a list of all 50 species, which is not especially useful.

Instead, by selecting some of the characteristics of the weed you're trying to identify, like leaf shape, stem shape, seed colour, and so on, you whittle down the number of possible species the app suggests might be the one you're looking for.

Tap on 'Leaf Characters' and the app will expand a list of possible types of leaf characteristics you may find helpful in identifying your weed. The list may be longer than your screen, so swipe up to scroll through the list.



At the bottom of the list is 'Cotyledon shape'. If you are trying to identify a newly-germinated weed (the best time to apply a control tactic), you should be able to pick which basic cotyledon shape your weed has. Try tapping on a cotyledon shape to select it.

Once you've selected an option, the app will flash up a message saying how many entities (weed species) have been discarded and how many remain. The aim is to cut the 'remaining' list down to a handful, or a single species.



Step 4. Select some more characteristics.

Tap the 'Cotyledon shape' button again to close that part of the list. You can then choose another leaf characteristic to select from (keeping in mind that these are for true leaves, not the cotyledons), or tap the Back button at the top of the screen to get back to the full list of plant characteristics.

Choose some more characteristics by tapping on different plant parts and types.

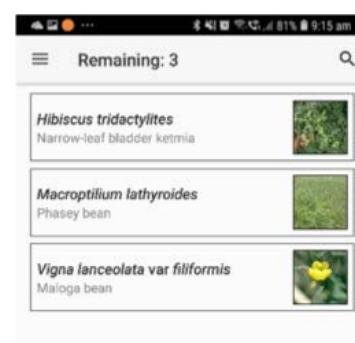
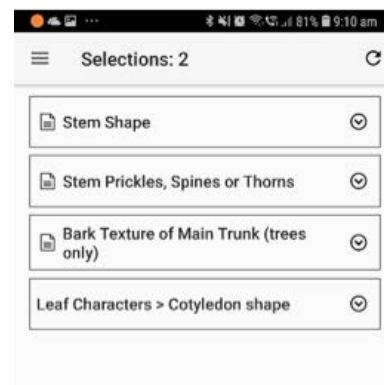

Keep in mind that if you select incompatible combinations of characteristics, you will end up with no plants left in your Remaining list. (There are no weeds in the app with both 'long and narrow' cotyledons and four-sided stems, for example.) If this happens, you might have selected a characteristic that's not accurate, or perhaps your weed isn't in our list. To see what characteristics you've selected and make some changes, tap the Selections button on the bottom left of all the screens.

The selections screen just looks like a short version of the list of plant characteristics and what's in it will be determined by what you've already selected:

You can unselect things by tapping to expand the list and picking items from it.

Step 5. Choosing a likely species.

Once your list of possible suspects is down to a handful or even a single species, tap the Remaining button on the bottom right of the screen. A short list of weeds, with a thumbnail photo, will appear.

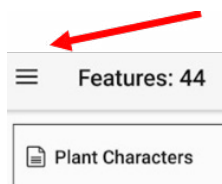


Step 5. Choosing a likely species (cont.)

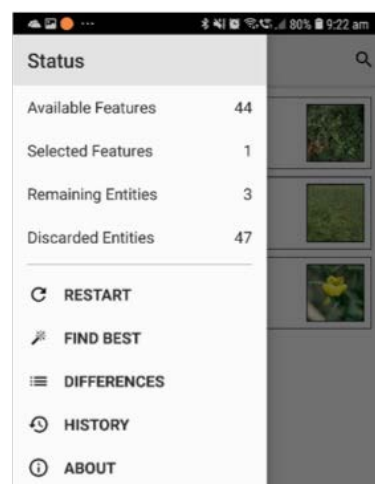
Tap on a species, and its fact sheet appears. Each fact sheet contains a set of photos for helping with identification, and a list of information about the weed. Swipe to scroll through the information, or tap and swipe to see the images.

Tap the back arrow at the top left to go back to the Remaining list and select another fact sheet until you're sure you've identified the species you're interested in.

If you want to empty all your choices and start over, tap the main menu button (you may need to back out of the Fact Sheet screen first).



The main menu, or Status screen, has a range of useful things on it, but the most important is the Restart button. Tap that to empty all your selections and get a fresh list.



For more information:

And those are the basics. We encourage you to play around in the app, share it, and hope you'll find it useful.

For more information, advice and instructions:

- David Thornby, Innokas Intellectual Services: david@innokasintellectual.com.au, 0421 957 629
- Eric Koetz, CottonInfo: eric.koetz@dpi.nsw.gov.au, 0413 256 132