



Darling Downs crop check

DATE – Friday 10th November 2023 CC1

AREA	Darling Downs
Crop Stage	<ul style="list-style-type: none"> • Not yet planted • Emergence • Germinating • 2 leaf/nodes
Irrigation	<ul style="list-style-type: none"> • 1.8 meg/ha being used to irrigate fields • Short fallow taking more water than allocated • Long fallow with stubble cover taking 60-80 mls under laterals • Prewatering/planting/flushing • Rainfall last week wasn't enough to plant on
Insects/Beneficial	<ul style="list-style-type: none"> • Large amount of thrip damage • Flea beetle activity • Early heliothis lays • Ladybugs around
Weeds	<ul style="list-style-type: none"> • Grasses, horse bean, bladder ketmia • Large germination since watering • Pigweed – red and black • Thornapple, FTRG, • Vines and sesbania
Disease	<ul style="list-style-type: none"> • Rhizoctonia has hit some early crops hard • Pythium present



Darling Downs crop check

Comments

- High stubble load is impacting seed/soil contact
- Rain urgently needed
- 1.8 megs/ ha used to waterup
- Some crops getting away nicely
- Low density seed is taking 10 days to emerge
- Poor vigor seed from last year presenting a problem
- Slow start with poor cool germination. Some areas struggled to emerge. Replanting is on the table for some growers

DALBY AIRPORT

Date range: 10 October, 2023 to 15 November, 2023 (37 days).

Download

Summary

Seasonal comparison

	2023	2022	2021	2020	2019	10 year mean
Base 12	394.2	293.1 ▼	368.0 ▼	368.0 ▼	392.5 ▼	373.2 ▼
DD1532*	227.4	139.5 ▼	220.5 ▼	215.4 ▼	214.1 ▼	213.9 ▼
No Crop Development (Days) DD1532	0	4 ▲	0	0	0	1.1 ▲
Days above 36°C	5	0 ▼	0 ▼	2 ▼	4 ▼	2.1 ▼
Nights above 25°C	0	0	0	0	0	0.0
Days above 40°C	0	0	0	0	0	0.1 ▲
Total rainfall (mm)	46.2	77.0 ▲	232.8 ▲	51.8 ▲	8.6 ▼	71.5 ▲
Total radiation (MJ/m ²)	928.7	811.3 ▼	805.9 ▼	848.0 ▼	953.1 ▲	786.7 ▼
Average temperature (°C)	22.2	19.4 ▼	21.7 ▼	21.7 ▼	21.9 ▼	21.7 ▼

General guide only; not comprehensive or specific technical advice. Circumstances vary from farm to farm. To the fullest extent permitted by law, CSD expressly disclaims all liability for any loss or damage arising from reliance upon any information, statement or opinion on this website or from any errors or omissions on this website.

Climate observations and data are obtained via the State of Queensland SILO patched point dataset.

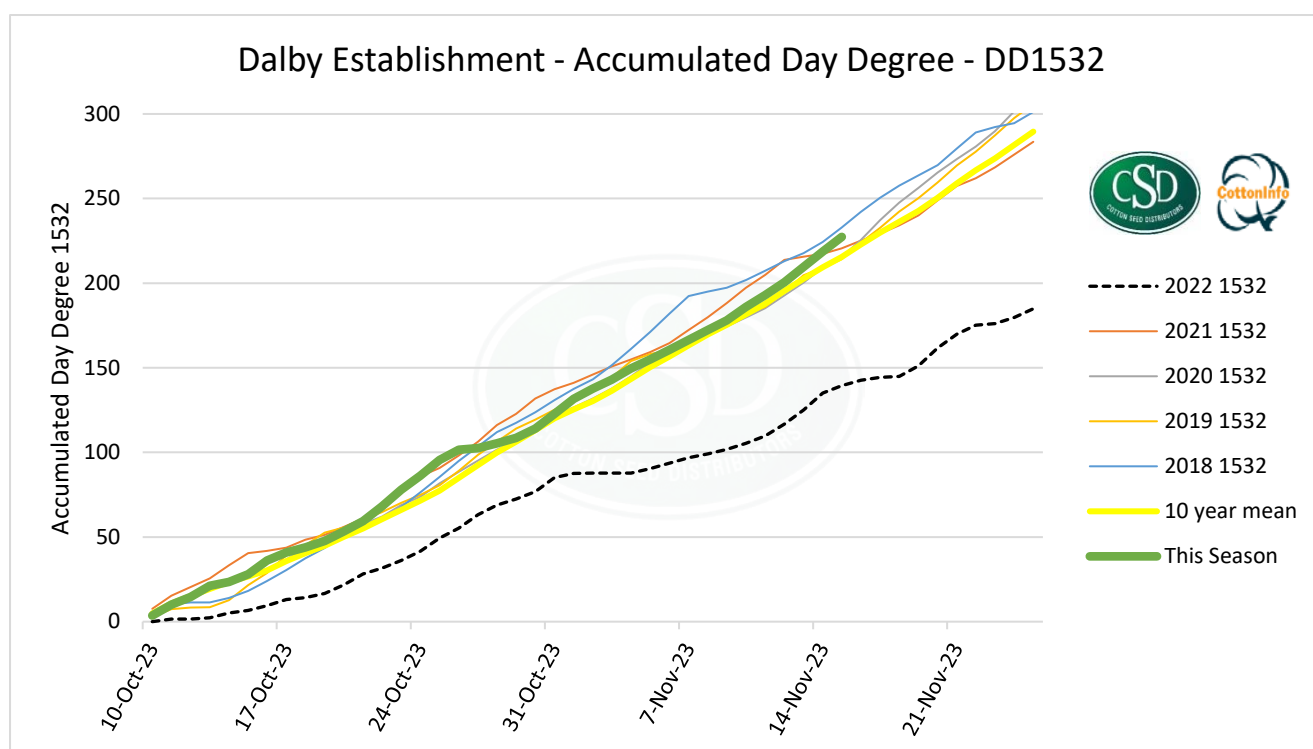


Information when you need it



Darling Downs crop check

Dalby Season Total 1532 Day Degree Accumulation  **227.35**



is a joint initiative of



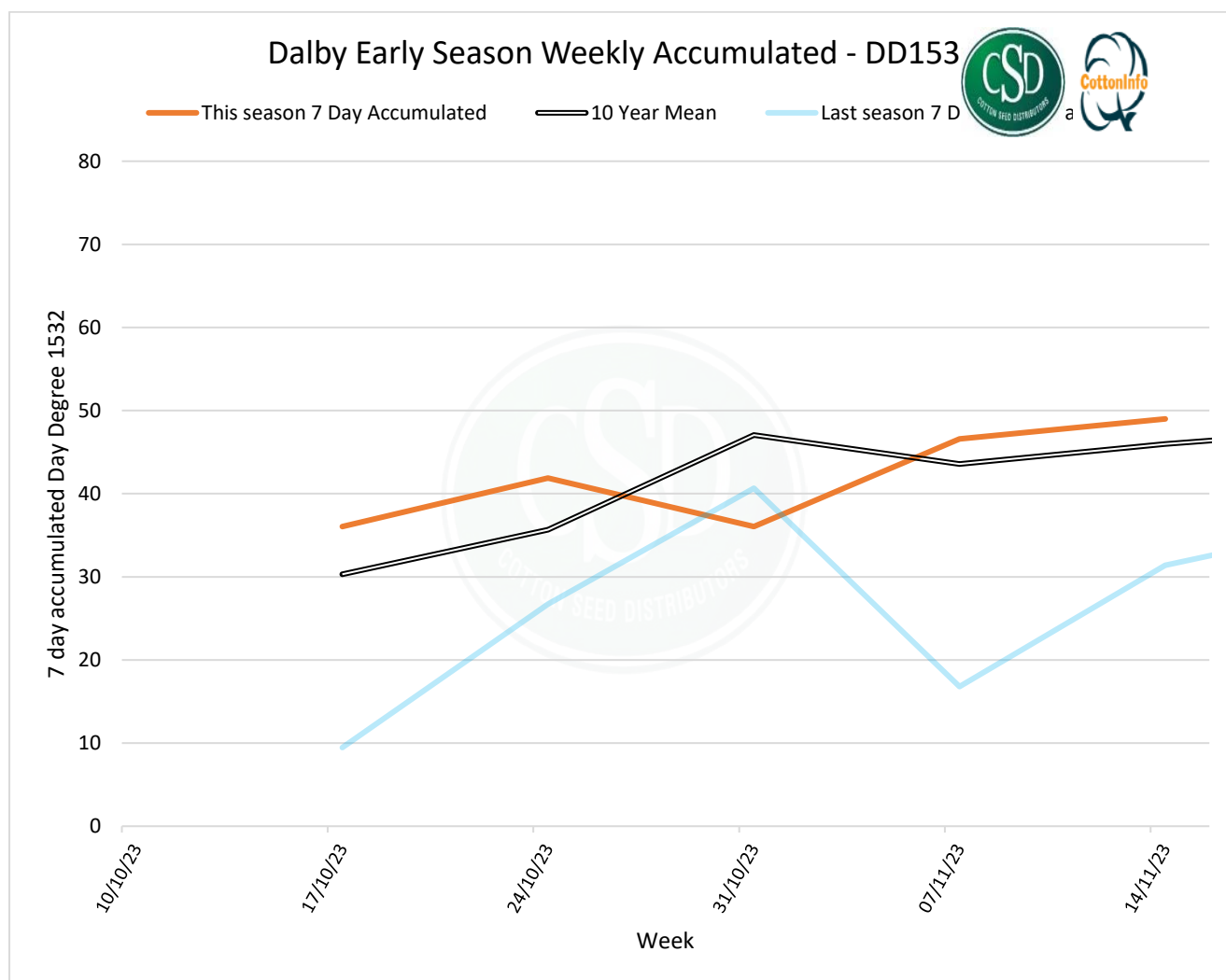
Best Practice



Information when you need it



Darling Downs crop check



is a joint initiative of



Best Practice



Information when you need it



Darling Downs crop check

BROOKSTEAD POST OFFICE

Date range: 10 October, 2023 to 15 November, 2023 (37 days).

Download

Summary Seasonal comparison

	2023	2022	2021	2020	2019	10 year mean
Base 12	374.1	276.8 ▼	341.8 ▼	342.5 ▼	372.0 ▼	351.5 ▼
DD1532*	208.6	125.0 ▼	194.6 ▼	191.3 ▼	201.8 ▼	195.9 ▼
Cold shock days ($\leq 11^{\circ}\text{C}$)	8	16 ▲	7 ▼	7 ▼	14 ▲	8.3 ▲
Days above 36°C	5	0 ▼	0 ▼	1 ▼	3 ▼	1.8 ▼
Nights above 25°C	0	0	0	0	0	0.0
Days above 40°C	0	0	0	0	0	0.1 ▲
Total rainfall (mm)	27.9	136.6 ▲	136.4 ▲	77.6 ▲	21.6 ▼	63.5 ▲
Total radiation (MJ/m^2)	903.6	813.4 ▼	787.9 ▼	841.6 ▼	941.3 ▲	777.7 ▼
Average temperature ($^{\circ}\text{C}$)	21.8	18.9 ▼	20.9 ▼	20.9 ▼	21.4 ▼	21.1 ▼

* Experimental calculation.

General guide only; not comprehensive or specific technical advice. Circumstances vary from farm to farm. To the fullest extent permitted by law, CSD expressly disclaims all liability for any loss or damage arising from reliance upon any information, statement or opinion on this website or from any errors or omissions on this website.

Climate observations and data are obtained via the State of Queensland SILO patched point dataset.



is a joint initiative of



Best Practice



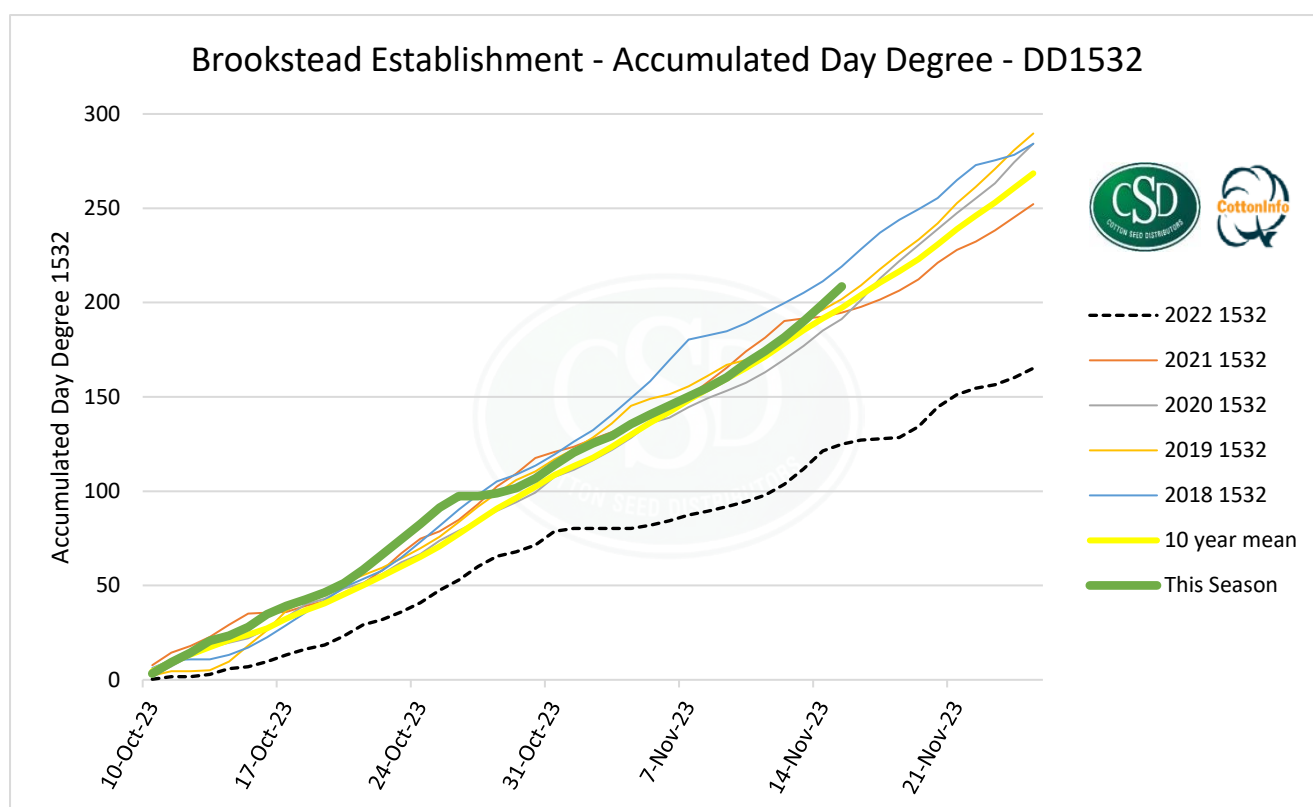
Information when you need it



Darling Downs crop check

Brookstead Season Total 1532 Day
Degree
Accumulation

208.55



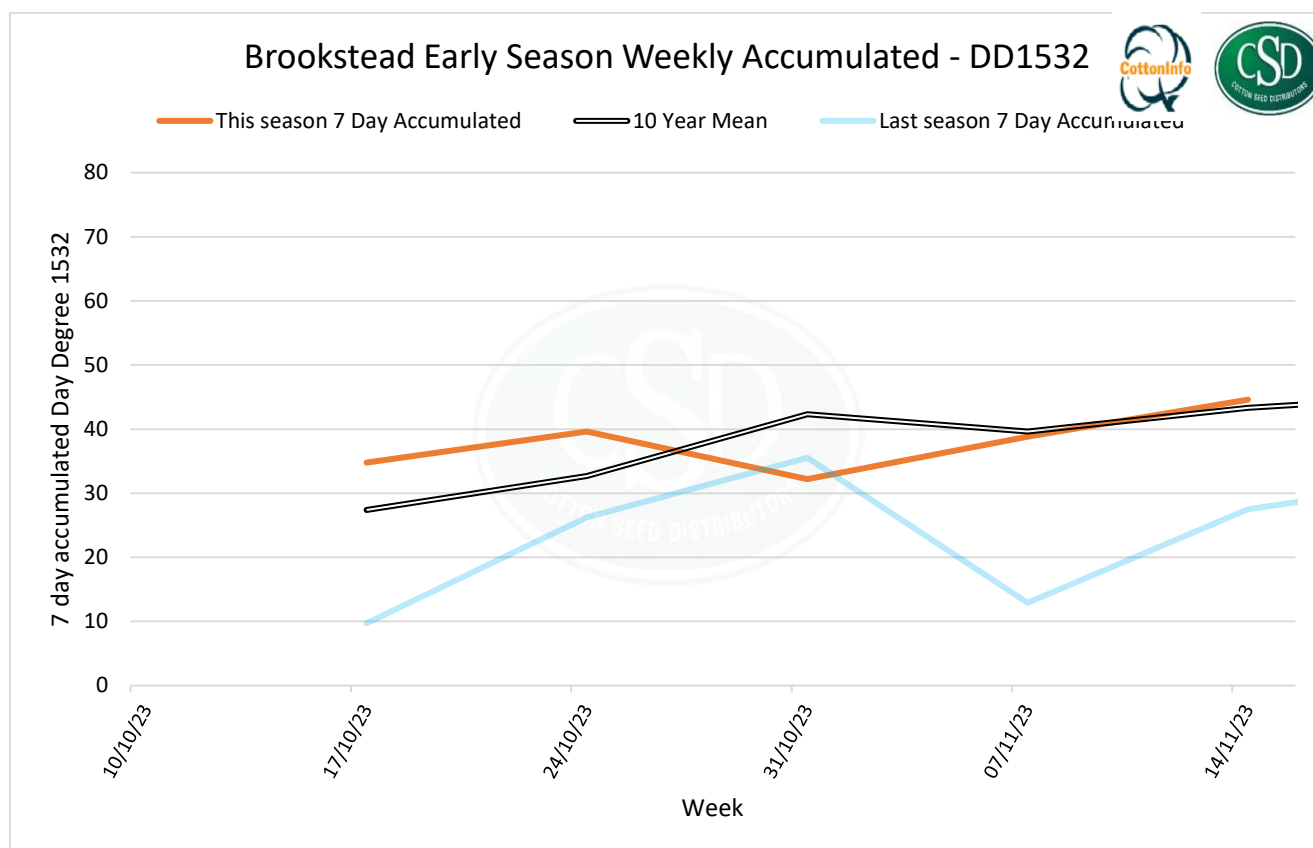
is a joint initiative of



Best Practice



Darling Downs crop check



Annabel Twine Regional Extension Officer - Darling Downs | CottonInfo

M 0447 176 007 | E annabel.twine@cottoninfo.net.au | W www.cottoninfo.com.au

Disclaimer - © Cotton Seed Distributors Ltd 2021. The CottonInfo Crop Check is a summary of cotton crop information gathered from consultants by each CottonInfo Extension Officer (REO) for their valley. This information is collected on a regular basis to share with growers, researchers, and other consultants. The information is just a snapshot in time and does not claim to be a report for each valley; just a summary of comments received.

This information is provided as a general guide only; not comprehensive or specific technical advice. Circumstances vary from farm to farm. To the fullest extent permitted by law, CSD expressly disclaims all liability for any loss or damage arising from reliance upon any information, statement or opinion in this document or from any errors or omissions in this document.

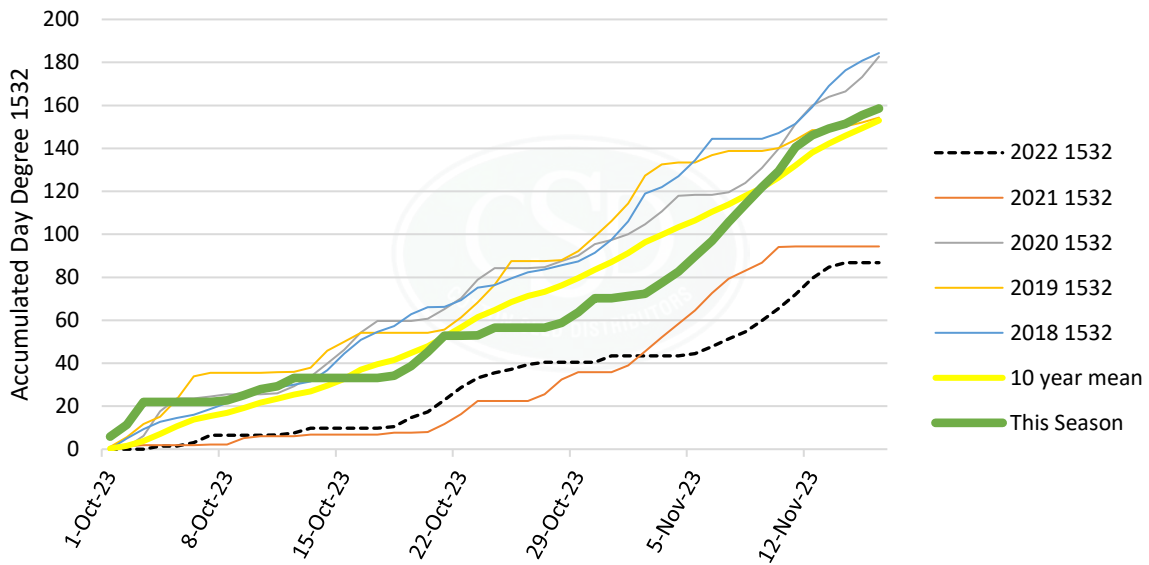
Seasonal Day Degree and historical data is sourced from Cotton Seed Distributors Day Degree Calculator found at www.csd.net.au/ddc. For more specific day degree and crop management detail for your farm, field and variety check out CottonTracka® at www.cottontracka.com.au



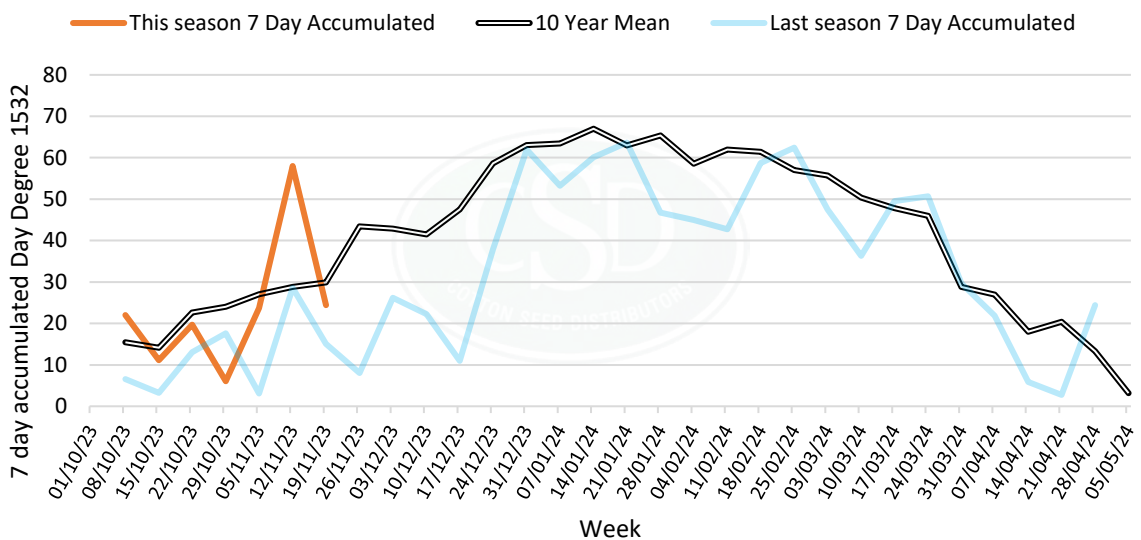
Southern NSW crop check

21th November 2023

Griffith Establishment - Accumulated Day Degree - DD1532



Griffith Early Season Weekly Accumulated - DD1532

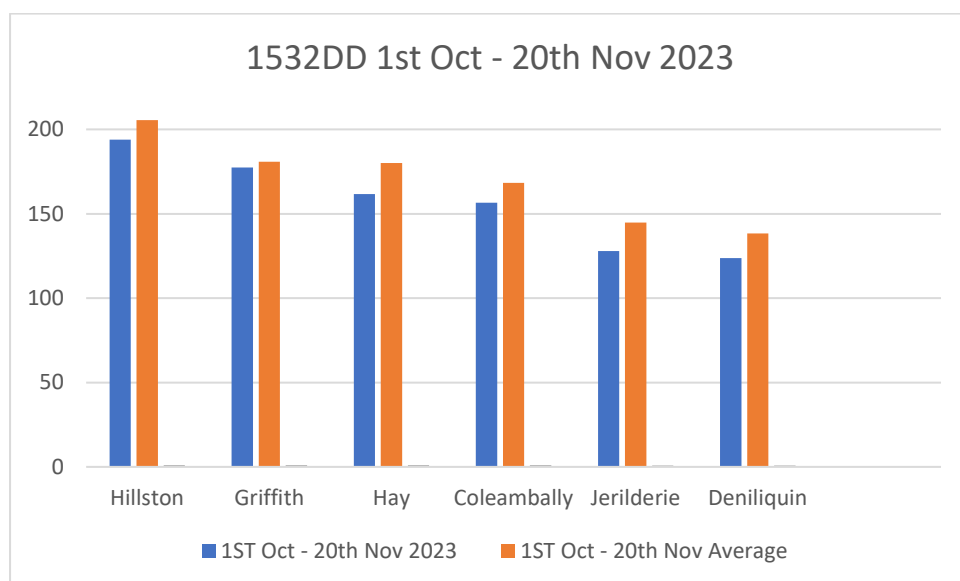


A lot of flat line sections through early to mid-October with little or no Day degree accumulation. A big change in November and now close to average for this stage of the season.



Southern NSW crop check

All locations in the south have followed a similar trend with total 1532 day degrees and percent of average for 1st October to 20th November.





Southern NSW crop check

Crop Stage	2 – 6 leaves First Irrigation in last week First pin squares in early crops
Insects/Beneficials	Very high thrip numbers near haying off winter crops Variable populations - Some areas no thrips other areas more than 20/plant
Weeds	All summer weeds germinating Some Barnyard grass surviving.
Disease	High Black root rot levels in known fields made worse with cold conditions impacting growth. Rhizoctonia common
Comments	Tough going in some situations – very slow growth. Extreme temperature fluctuations Warmer weather over the last few weeks has seen crops doing a bit and recovering.

Seasonal Day Degree and historical data sourced from Cotton Seed Distributors Day Degree Calculator found at www.csd.net.au/ddc. For more specific day degree and crop management detail for your farm, field and variety check out CottonTracka® at www.cottontracka.com.au

© Cotton Seed Distributors Ltd 2021. General guide only; not comprehensive or specific technical advice. Circumstances vary from farm to farm. To the fullest extent permitted by law, CSD expressly disclaims all liability for any loss or damage arising from reliance upon any information, statement or opinion in this document or from any errors or omissions in this document.



CQ crop check

AREA	Central Queensland
Crop Stage	<ul style="list-style-type: none"> Crops ranging from 2 – 20 nodes Flowering and early boll set Thumb size bolls Some squares shed in the last overcast/drizzly rain
Irrigation	<ul style="list-style-type: none"> Flushed up and then irrigated twice since for early planting. Nil to 1 for the later planting
Insects/Beneficial	<ul style="list-style-type: none"> Low mirid pressure at early stages of the crop and populations built coming into flowering. Low levels of insecticide used with the first herbicide application. Other paddocks no spraying required. Good levels of red and blue beetle, lady beetles, spiders, and shield bugs
Weeds	<ul style="list-style-type: none"> Moderate level to high level in some paddocks Milkthistle, sesbania and red pigweed Feather top Rhodes grass, summer grass, turnip Bellvine and Peachvine
Disease	<ul style="list-style-type: none"> Back-to-back fields and those with history showing disease. Plant samples have been and are being sent away for root disease. Moderate levels of Black root rot for early plantings Low levels of seedling disease Some Pythium throughout establishment phases
Environment	<ul style="list-style-type: none"> Cool September Great growing conditions in October Fruit retention is high. Good prediction for rain in the coming week.

Disclaimer - © Cotton Seed Distributors Ltd 2021. The CottonInfo Crop Check is a summary of cotton crop information gathered from consultants by each CottonInfo Extension Officer (REO) for their valley. This information is collected on a regular basis to share with growers, researchers, and other consultants. The information is just a snapshot in time and does not claim to be a report for each valley; just a summary of comments received. This information is provided as a general guide only, not comprehensive, or specific technical advice. Circumstances vary from farm to farm. To the fullest extent permitted by law, CSD expressly disclaims all liability for any loss or damage arising from reliance upon any information, statement, or opinion in this document or from any errors or omissions in this document.

Seasonal Day Degree and historical data is sourced from Cotton Seed Distributors Day Degree Calculator found at www.csd.net.au/ddc. For more specific day degree and crop management detail for your farm, field and variety check out CottonTracka® at www.cottontracka.com.au



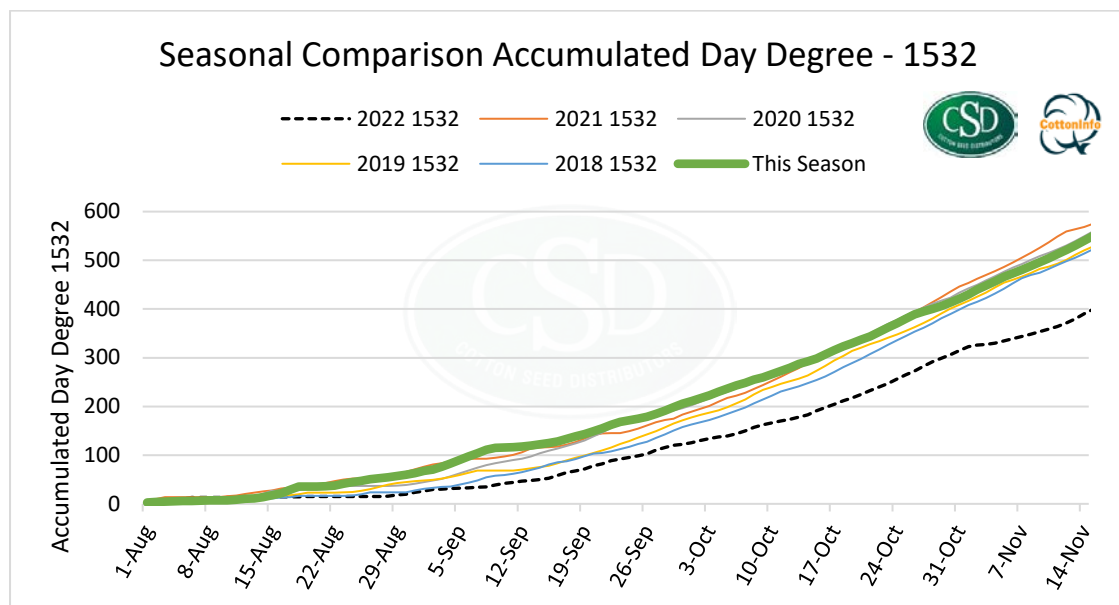
Information when you need it



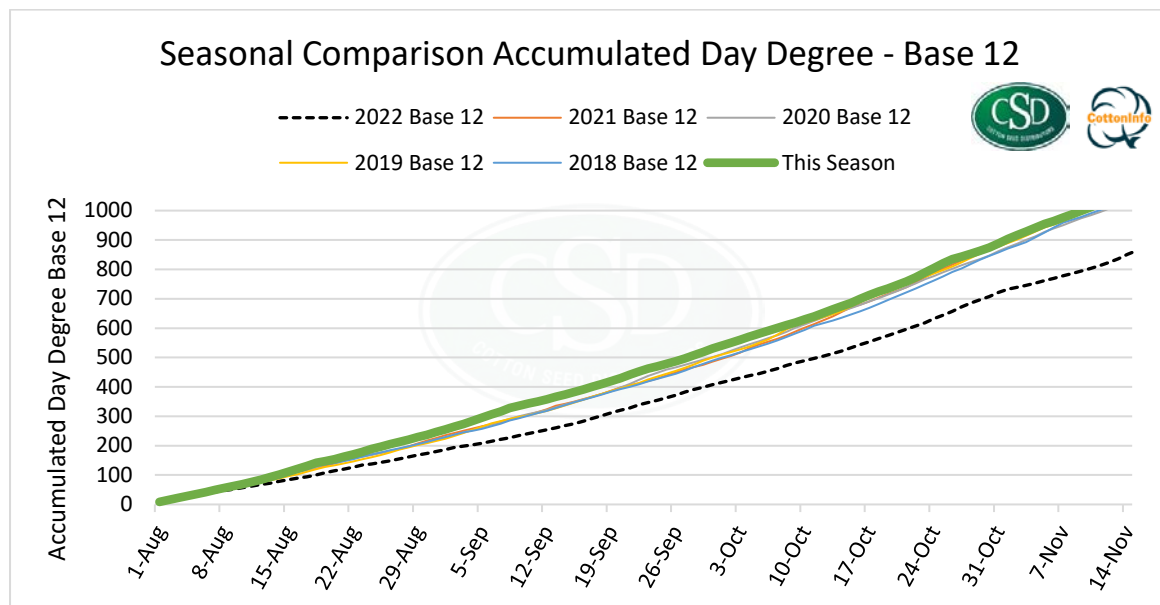
CQ crop check

Dawson Valley

Seasonal Comparison Accumulated Day Degree - 1532



Seasonal Comparison Accumulated Day Degree - Base 12



is a joint initiative of



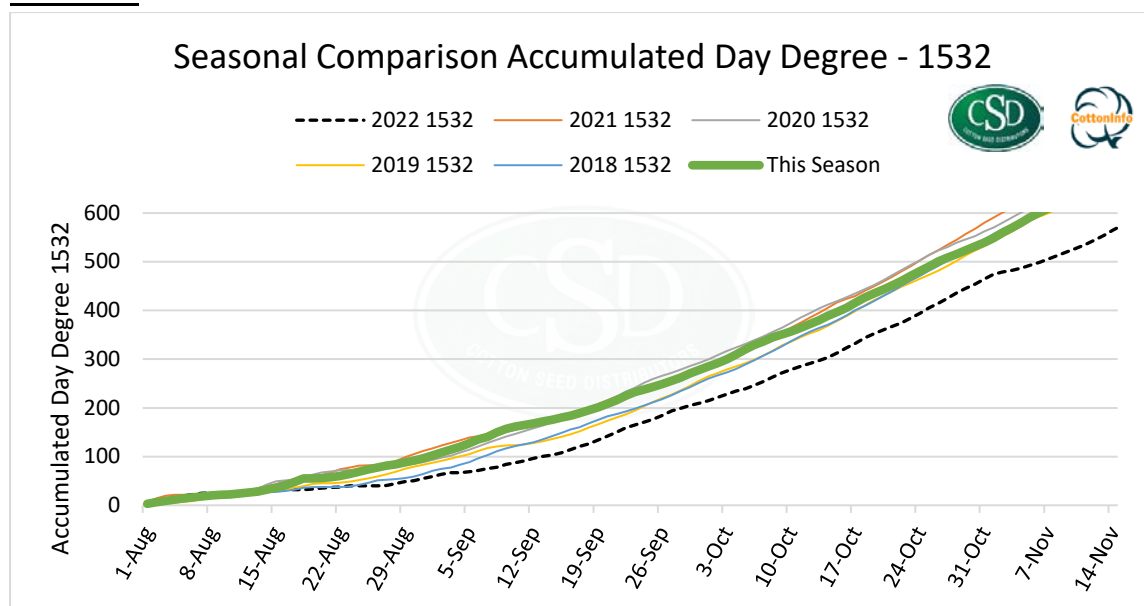
Best Practice



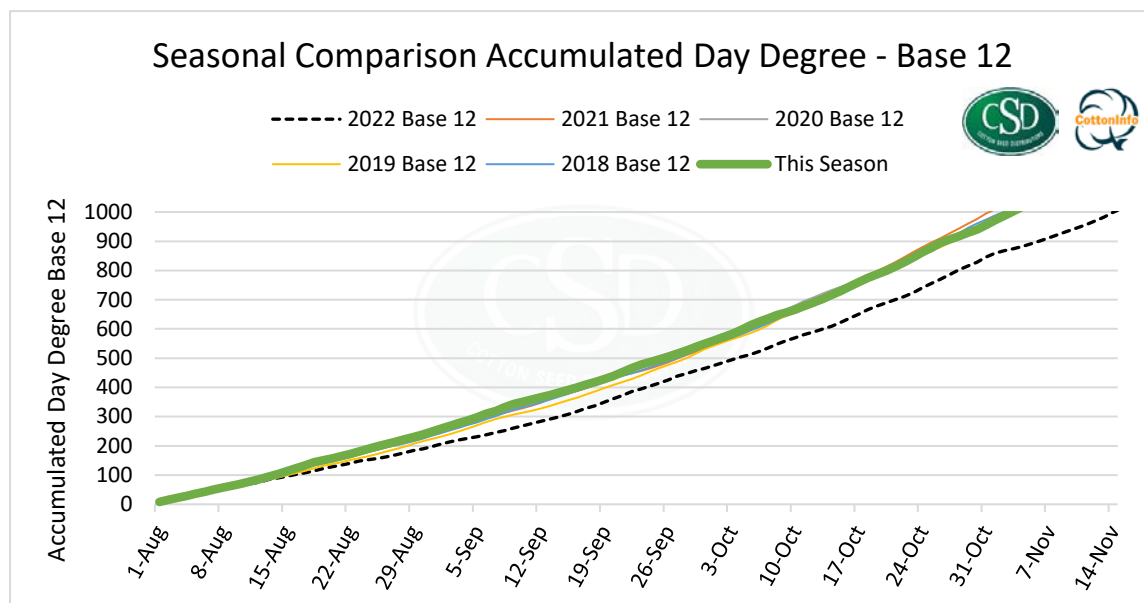
CQ crop check

Emerald

Seasonal Comparison Accumulated Day Degree - 1532



Seasonal Comparison Accumulated Day Degree - Base 12





Darling Downs crop check

DATE – Thursday 30 November 2023 CC2

AREA	Darling Downs
Crop Stage	<ul style="list-style-type: none"> Anywhere from 6-13 nodes 2 leaf – 12 nodes Cotyledons – 10 nodes Emerging – 8 nodes -early squaring
Irrigation	<ul style="list-style-type: none"> Not yet Areas south of Bongeen have started irrigating
Insects/Beneficial	<ul style="list-style-type: none"> Plenty of lady beetles, red and blue bugs Mirids have gone quiet Thrips have disappeared Very quiet Heliothis eggs about Very small and small larvae found in bladder ketmia Aphids and mealybugs found in areas with poor hygiene Minor thrip damage and soil insect damage
Weeds	<ul style="list-style-type: none"> Bellvine proving to be an issue Grasses emerging, bladder ketmia, amaranth, pig weed Low levels of FTRG
Disease	<ul style="list-style-type: none"> Low levels of rhizoctonia and pythium Some water logged paddocks have higher levels of disease Elevated levels of fusarium for this time of year
	<ul style="list-style-type: none"> Alterneria



Darling Downs crop check

Comments

- Early crops holding squares well
- 70-90mm of rain in the North but 15-18 mm in the South hasn't helped with irrigation pressure
- Poor vigor early on lead to thinner plant stands than desired
- Temperatures stable but cloudy
- Good soft rain in some places
- Averaging 2 nodes of growth per week. Those who planted in early Oct have got squares
- Large leaves on plants
- Some more dryland going in after rain and the odd irrigation field
- Very vigorous growth
- 606 has poor vigor compared to other varieties

DALBY AIRPORT

[Download](#)

Date range: 10 October, 2023 to 30 November, 2023 (52 days).

[Summary](#)
[Seasonal comparison](#)

	2023	2022	2021	2020	2019	10 year mean
Base 12	572.8	442.8 ▼	522.5 ▼	597.9 ▲	620.8 ▲	560.7 ▼
DD1532*	344.7	224.0 ▼	320.2 ▼	359.7 ▲	359.3 ▲	332.3 ▼
Cold shock day ($\leq 11^{\circ}\text{C}$)	11	19 ▲	7 ▼	8 ▼	12 ▲	9.3 ▼
Days above 36°C	7	0 ▼	0 ▼	10 ▲	10 ▲	5.1 ▼
Nights above 25°C	0	0	0	0	0	0.0
Days above 40°C	0	0	0	1 ▲	0	0.2 ▲
Total rainfall (mm)	120.2	77.7 ▼	313.8 ▲	51.8 ▼	11.4 ▼	102.6 ▼
Total radiation (MJ/m^2)	1210.7	1145.1 ▼	1092.9 ▼	1255.6 ▲	1384.1 ▲	1237.4 ▲
Average temperature ($^{\circ}\text{C}$)	22.7	19.9 ▼	21.9 ▼	23.3 ▲	23.5 ▲	22.5 ▼

General guide only, not comprehensive or specific technical advice. Circumstances vary from farm to farm. To the fullest extent permitted by law, CSD expressly disclaims all liability for any loss or damage arising from reliance upon any information, statement or opinion on this website or from any errors or omissions on this website.
Climate observations and data are obtained via the State of Queensland SILO patched point dataset.



is a joint initiative of



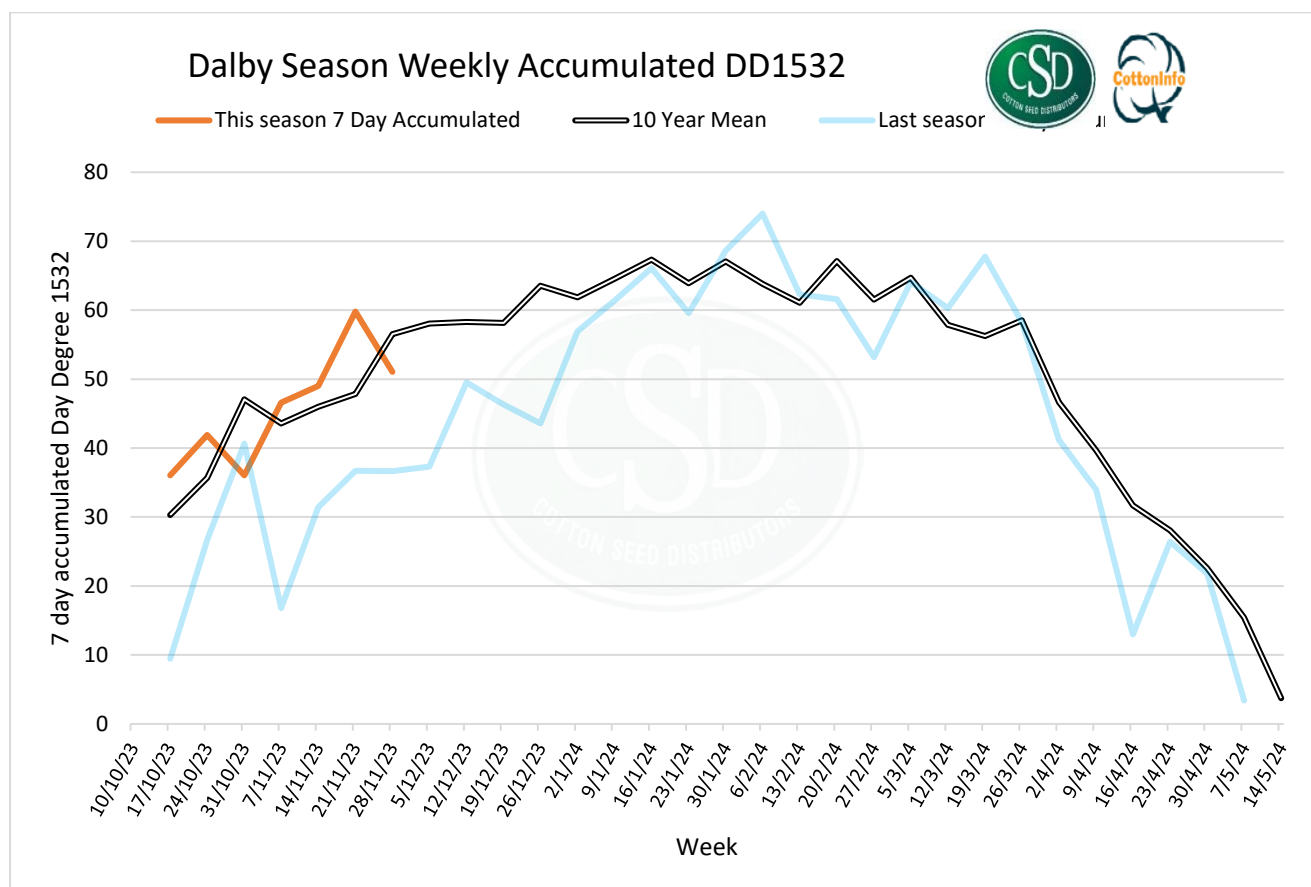
Best Practice



Information when you need it



Darling Downs crop check



is a joint initiative of



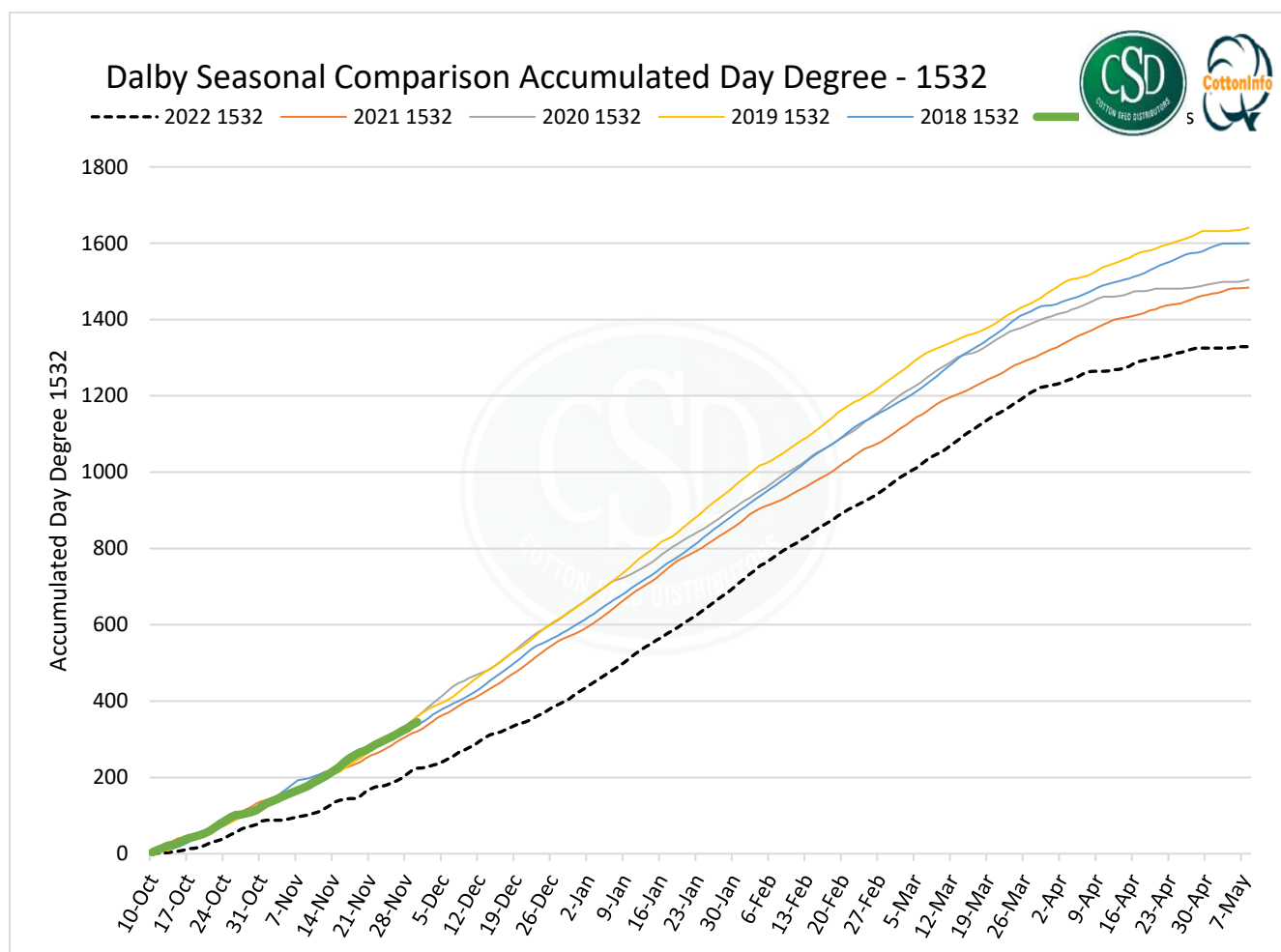
Best Practice



Information when you need it



Darling Downs crop check



is a joint initiative of



Best Practice



Information when you need it



Darling Downs crop check

BROOKSTEAD POST OFFICE

Date range: 10 October, 2023 to 30 November, 2023 (52 days).

Download

Summary Seasonal comparison

	2023	2022	2021	2020	2019	10 year mean
Base 12	541.8	419.1 ▼	487.6 ▼	561.2 ▲	590.3 ▲	529.9 ▼
DD1532*	318.6	201.1 ▼	285.1 ▼	330.0 ▲	341.0 ▲	308.8 ▼
Cold shock day ($\leq 11^{\circ}\text{C}$)	8	24 ▲	8	7 ▼	14 ▲	9.5 ▲
Days above 36°C	6	0 ▼	0 ▼	7 ▲	9 ▲	4.1 ▼
Nights above 25°C	0	0	0	0	0	0.1 ▲
Days above 40°C	0	0	0	0	0	0.1 ▲
Total rainfall (mm)	81.7	146.8 ▲	299.6 ▲	77.6 ▼	21.6 ▼	106.6 ▲
Total radiation (MJ/m^2)	1187.9	1165.9 ▼	1061.8 ▼	1263.7 ▲	1372.0 ▲	1230.0 ▲
Average temperature ($^{\circ}\text{C}$)	22.2	19.4 ▼	21.1 ▼	22.6 ▲	22.9 ▲	21.9 ▼

General guide only; not comprehensive or specific technical advice. Circumstances vary from farm to farm. To the fullest extent permitted by law, CSD expressly disclaims all liability for any loss or damage arising from reliance upon any information, statement or opinion on this website or from any errors or omissions on this website.

Climate observations and data are obtained via the State of Queensland SILO patched point dataset.



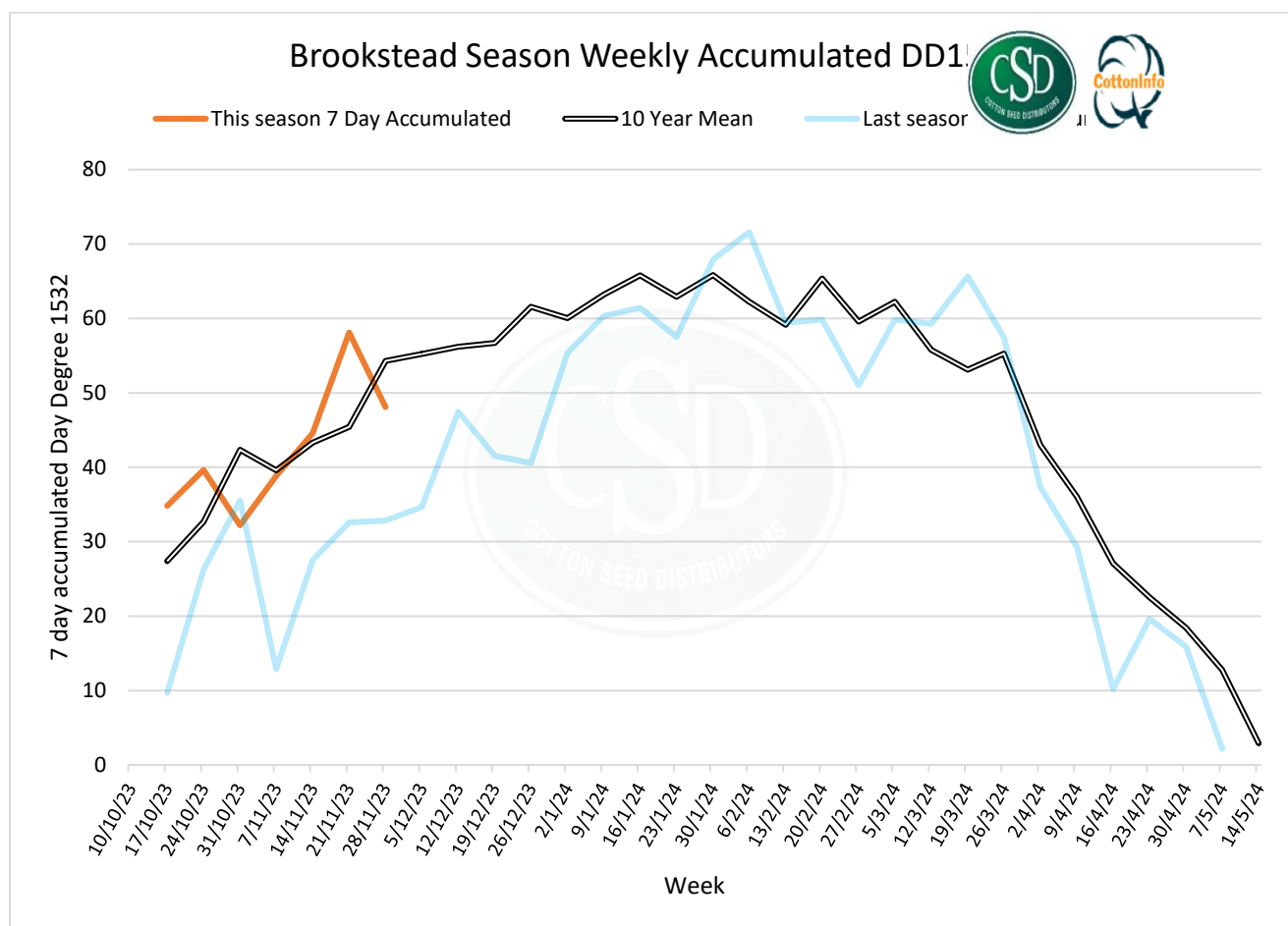
is a joint initiative of



Best Practice



Darling Downs crop check

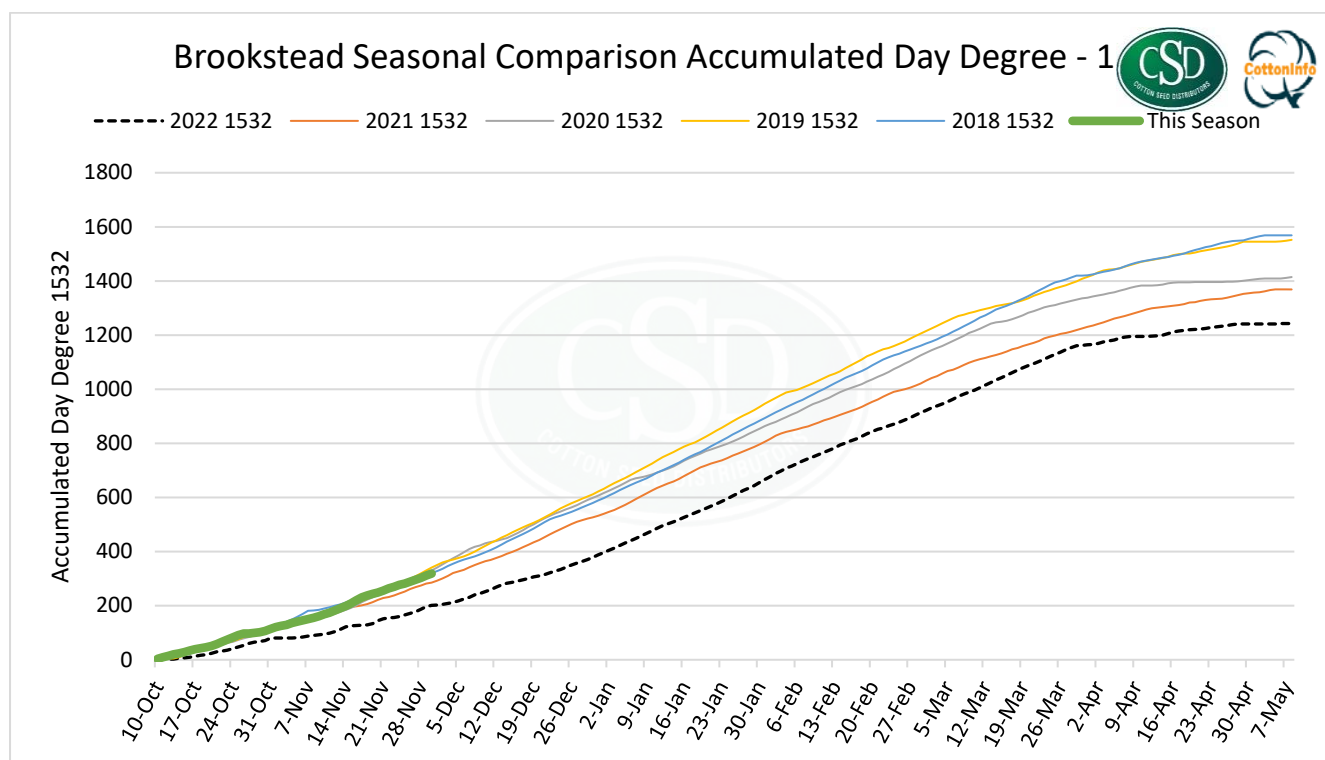




Information when you need it



Darling Downs crop check



Regards
Annabel Twine

Disclaimer - © Cotton Seed Distributors Ltd 2021. The CottonInfo Crop Check is a summary of cotton crop information gathered from consultants by each CottonInfo Extension Officer (REO) for their valley. This information is collected on a regular basis to share with growers, researchers, and other consultants. The information is just a snapshot in time and does not claim to be a report for each valley; just a summary of comments received.

This information is provided as a general guide only; not comprehensive or specific technical advice. Circumstances vary from farm to farm. To the fullest extent permitted by law, CSD expressly disclaims all liability for any loss or damage arising from reliance upon any information, statement or opinion in this document or from any errors or omissions in this document.

Seasonal Day Degree and historical data is sourced from Cotton Seed Distributors Day Degree Calculator found at www.csd.net.au/ddc. For more specific day degree and crop management detail for your farm, field and variety check out CottonTracka® at www.cottontracka.com.au



Information when you need it

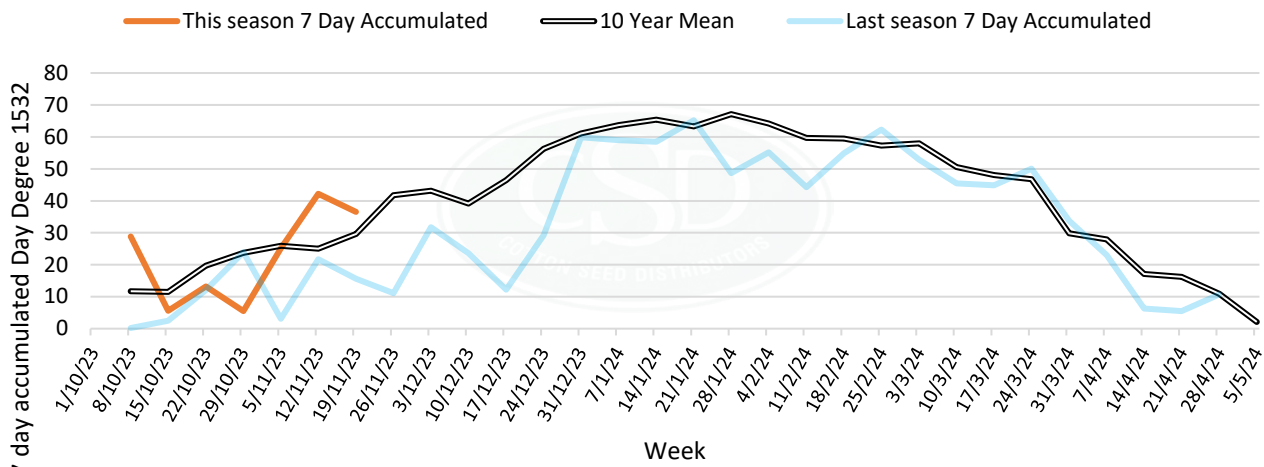


Macquarie crop check

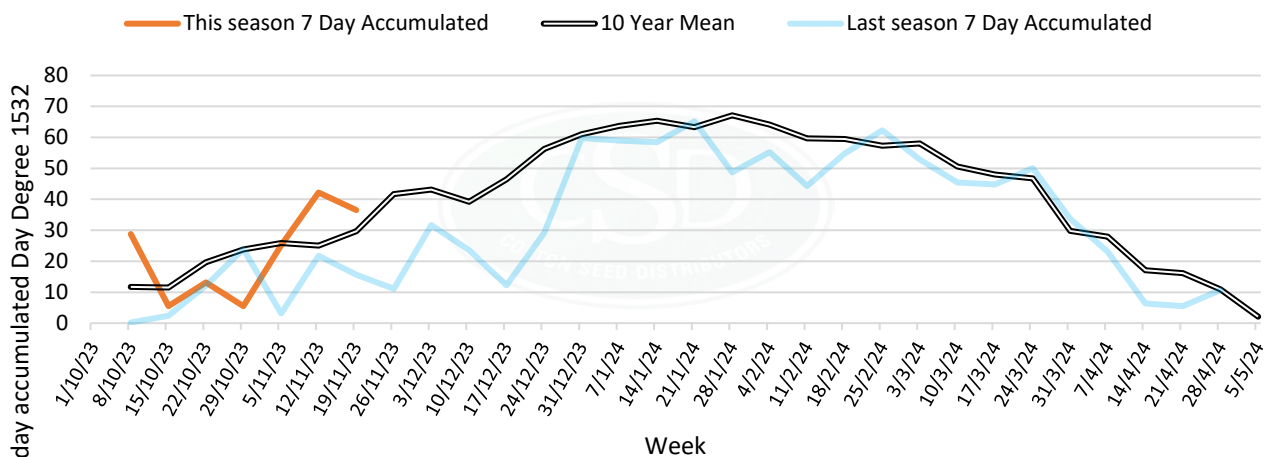
DATE – Thursday 23rd November 2023

Please note Day Degree Calculations are in 1532 format to better reflect the DD the plant can use. Please email with any questions or further information you would like to see. Based on the 1st of October planting

Forbes Season Weekly Accumulated DD1532



Narromine Season Weekly Accumulated DD1532



is a joint initiative of



Best Practice

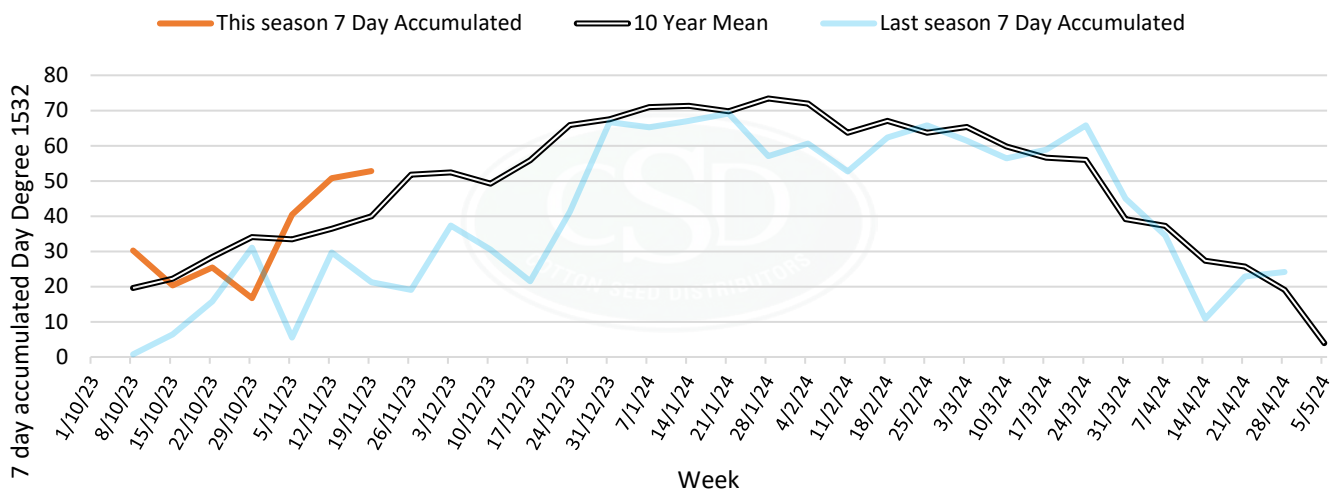


Information when you need it

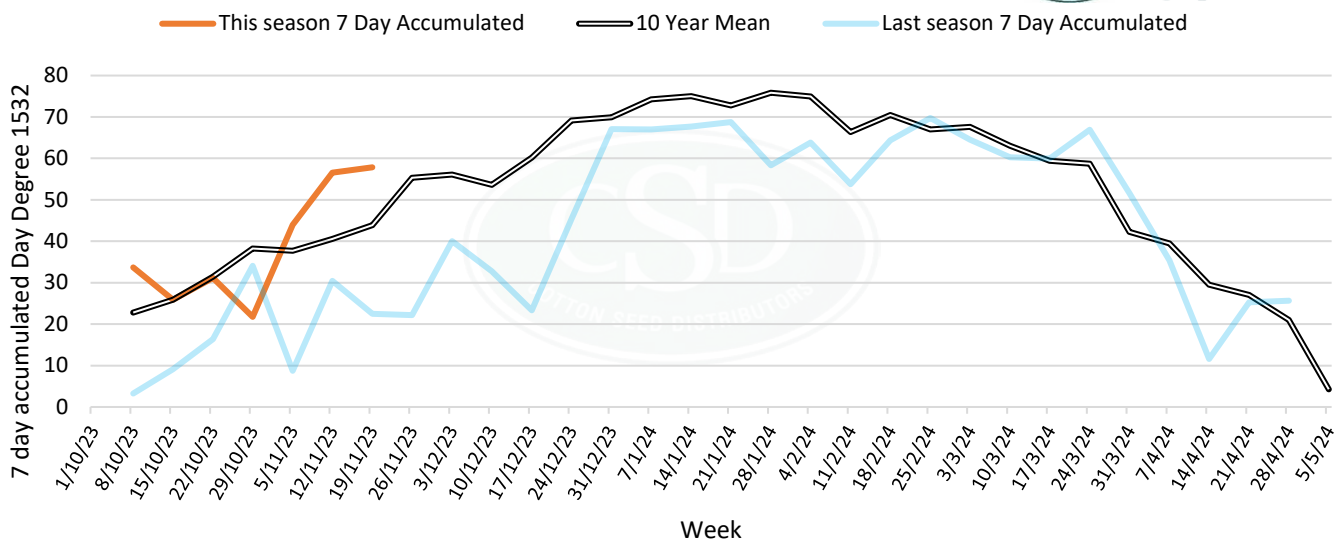


Macquarie crop check

Trangie Season Weekly Accumulated DD1532



Warren Season Weekly Accumulated DD1532



Seasonal Day Degree and historical data sourced from Cotton Seed Distributors Day Degree Calculator found at www.csd.net.au/ddc. For more specific day degree and crop management detail for your farm, field and variety check out CottonTracka® at www.cottontracka.com.au



is a joint initiative of



Best Practice



Macquarie crop check

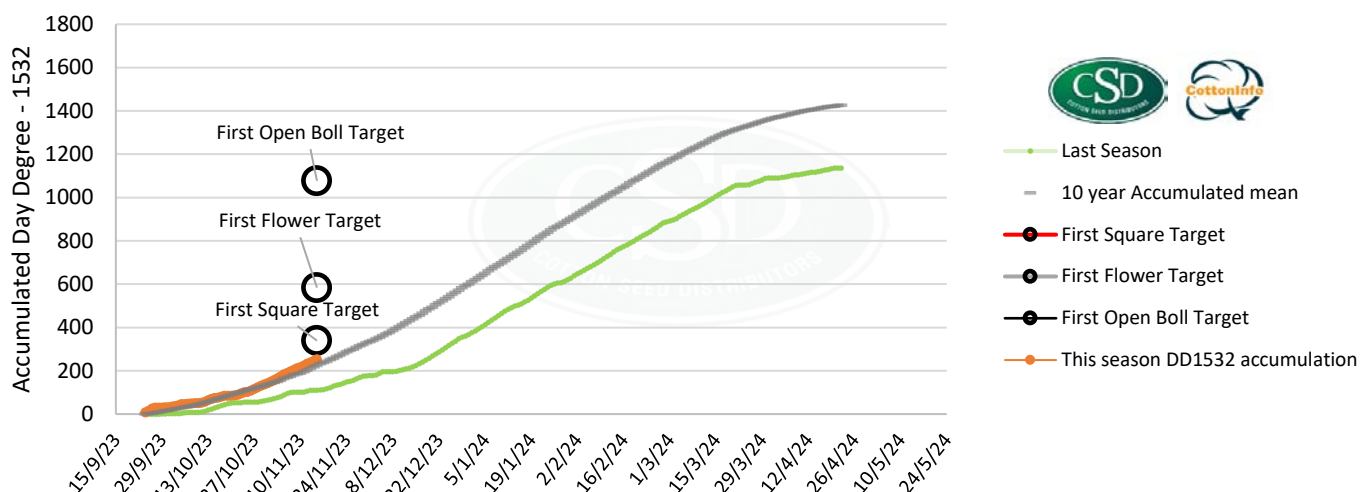
AREA	MACQUARIE - Trangie Nevertire Narromine Warren
Plant stands Replant	<ul style="list-style-type: none"> • 8 – 12 p/m • Back to back fields were a real challenge to establish this season 8 – 15 Plants/m • Light and variable (Narromine) 7-9p/m • 8-12 Plants/m – 30cm gaps are generally minimal. • 3 % • RP 3.1% due to hail 6 % due to environmental conditions (Narromine) • 3 leaf to 8 nodes (Warren) •
Crop Stage	<ul style="list-style-type: none"> • 6 Leaf (Trangie) • 4 leaf (Narromine) • 1 – 6 Nodes (Narromine) • 5 – 10 Nodes (Warren) • 2 – 7 Nodes (Warren) • 4-6 leaf
Insects/Beneficial	<ul style="list-style-type: none"> • Severe thrip pressure early has declined now – Triplus providing superior but not perfect control compared to Cruiser/Genero. • Patchy fleabeetle attacking cotyledons – no major concern. • Thrip pressure has been significant, Narromine there have been higher numbers than ever and most cotton has needed an insecticide. The crop has grown away from them at Warren. Wire worm pressure relatively low. • High thrip pressure – some fields need control others growing out of it well
Weeds	<ul style="list-style-type: none"> • 1st RR applied with 2nd ones to commence post rain. • Clethodim applied where windmill grass present. • Weeds have been low to germinate but significant numbers – Gly resistant rye grass in places. Big germination of windmill grass, even on heavier soil. Fleabane numbers moderate, particularly where early ground prep was evident. • Cultivation has occurred for volunteer cotton on back-to-back and where fleabane is present. • 1st RR done and second one will be done post stom week



Macquarie crop check

Disease	<ul style="list-style-type: none"> BRR in known fields – growing away from it now Black root rot present where there is a history. More Black Root Rott and Rhizoctonia than usual, seedling mortality significant in places, particularly early plant and back-to-back Minimal Rhizoc and BRR (Narromine) High pressure of BRR and Rhizoc (Warren)
Comments	<ul style="list-style-type: none"> After a slow start recent rains and decline in thrip pressure, the crops are responding quickly with good new root and leaf development. 606 has been extremely slow to emerge compared to the other varieties and lower establishment percentages. Lots of wind damage and low seeding vigor All my cotton planted before the 4/10/23 needed replant (except from hail) Huge difference in growth between Narromine and Warren this year. Cotton looks good after rain. Growing away from thrip damage (Narromine) cultivating and side dressing has begun (Warren)

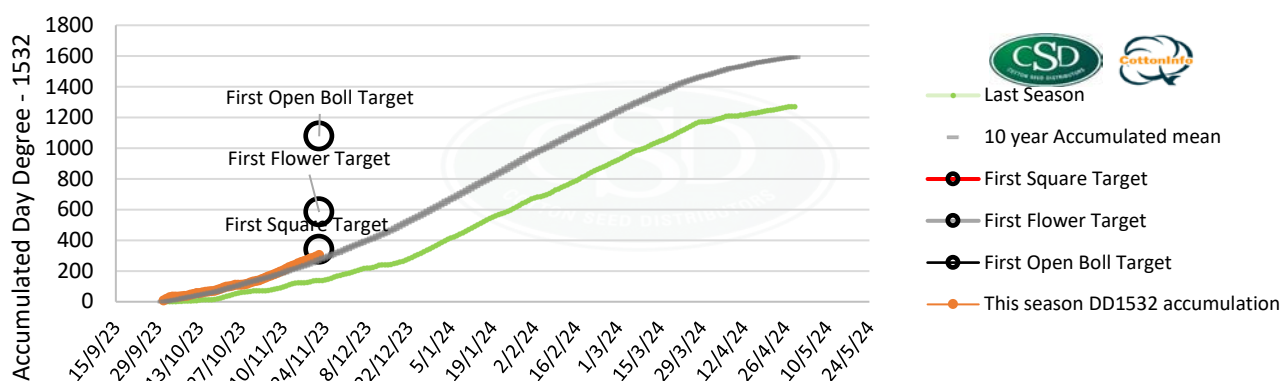
Narromine Accumulated Day Degree - Season Progress - DD1532



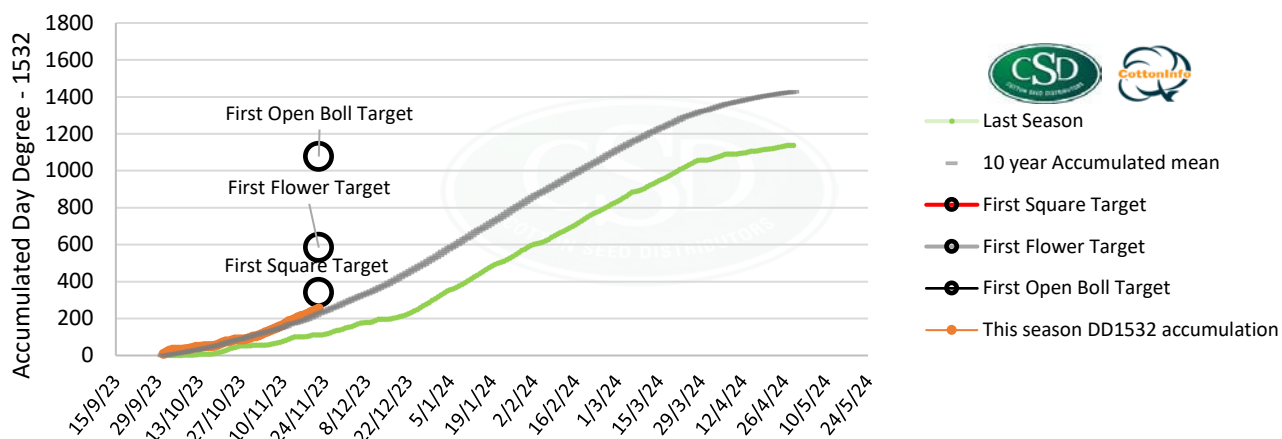


Macquarie crop check

Warren Accumulated Day Degree - Season Progress - DD1532



Trangie Accumulated Day Degree - Season Progress - DD1532



Seasonal Day Degree and historical data sourced from Cotton Seed Distributors Day Degree Calculator found at www.csd.net.au/ddc. For more specific day degree and crop management detail for your farm, field and variety check out CottonTracka® at www.cottontracka.com.au

Disclaimer - © Cotton Seed Distributors Ltd 2021. The CottonInfo Crop Check is a summary of cotton crop information gathered from consultants by each CottonInfo Extension Officer (REO) for their valley. This information is collected on a regular basis to share with growers, researchers, and other consultants. The information is just a snapshot in time and does not claim to be a report for each valley; just a summary of comments received. This information is provided as a general guide only; not comprehensive or specific technical advice. Circumstances vary from farm to farm. To the fullest extent permitted by law, CSD expressly disclaims all liability for any loss or damage arising from reliance upon any information, statement or opinion in this document or from any errors or omissions in this document.



Namoi crop check

DATE – 27th November 2023

Area – Namoi & Bourke	
Crop Stage	<ul style="list-style-type: none"> - Establishment/squaring - Cotton planting begun at the end of September this year during an early run of warm weather. - Dry sowing 20th – 30th September ahead of irrigating up to a week later. Unfortunately, this meant that cotton germination and establishment fell right into the period of cool weather experienced after the October Long Weekend. (See graphs below). - Cooler than average temperatures throughout October led to issues with establishment for some cotton varieties, particularly lower density seed types. - Establishment issues led to a large amount of replant this year resulting in quite variable growth stages. - Before the recent rain, CSD Trial Sites were between 2-7 nodes with the very first pin squares seen.
Irrigation	<ul style="list-style-type: none"> - Given recent dry months, pre-irrigation or watering up applications used high volumes of water. - Persistent wind throughout October meant that the first in-crop irrigations were much earlier than anticipated. - Moisture was drying away from the cotton seedlings before they had a chance to get the tap root down into moisture.
Pests/Beneficial Insects	<ul style="list-style-type: none"> - Thrips – quite high pressure this year as neighbouring winter crops dried off. Damage moderate to high depending on growth stage of cotton. More control measures used than in previous years i.e. more insecticide sprays to control thrips whereas other seasons damage was low and could be 'ignored'. - Flea beetle – higher number of flea beetles than in previous seasons. Damage was mainly on the cotyledons and was mild to severe. - Lady bugs and ants also seen.
Weeds	<ul style="list-style-type: none"> - First in crop glyphosate and grass herbicide applications - Some dicamba or glufosinate applications over XtendFlex cotton varieties



Namoi crop check

Disease	<ul style="list-style-type: none"> - Seedling diseases this year including Rhizoctonia, Black Root Rot and Alternaria leaf spot. - Keep an eye out for Eutypella (Recurring Wilt) and Verticillium Wilt over the next few months!
General comments	<ul style="list-style-type: none"> - Rainfall totals for November (taken Monday 27th November): <ul style="list-style-type: none"> • Bourke – 72mm • Walgett – 126.2mm • Wee Waa – 91.5mm • Narrabri – 66.6mm • Gunnedah – 100.4mm • Quirindi – 83.6mm - Sourced from: http://www.bom.gov.au/climate/data/ - More rain forecast over the coming few days. - Great opportunity for dryland cotton in some areas. Suspect the Upper Namoi has run out of planting window however, Lower Namoi, Walgett & Gwydir still have opportunity. - Once the rain events go through and the sun comes out, the cotton will be racing away!

The following graphs are investigating the daily day degrees throughout October.

Taking a closer look at the day degrees below, helps to reinforce the fact that conditions experienced were well below expected. Using just the month of October to illustrate the effect of planting early and perhaps one reason why there were challenges with germination and establishment. The red circles indicate days where there was no day degrees accumulated, with many other days experiencing less than 2DD per day. The target day degrees for establishment is 50DD.



Namoi crop check

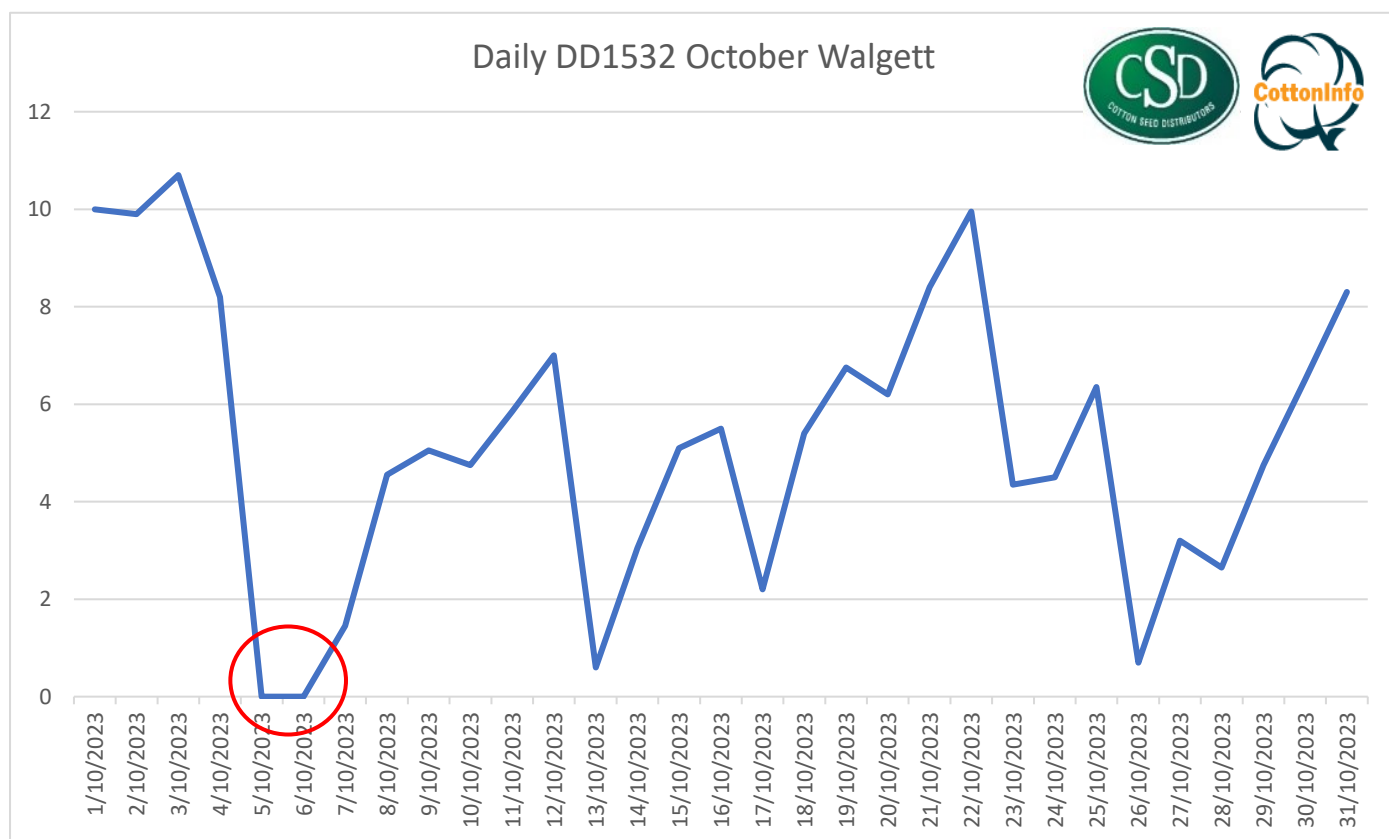


Figure 1: Daily Day Degrees for October – Walgett

The average day degrees recorded for the month of October in Walgett was only 5.2DD/day.



Namoi crop check

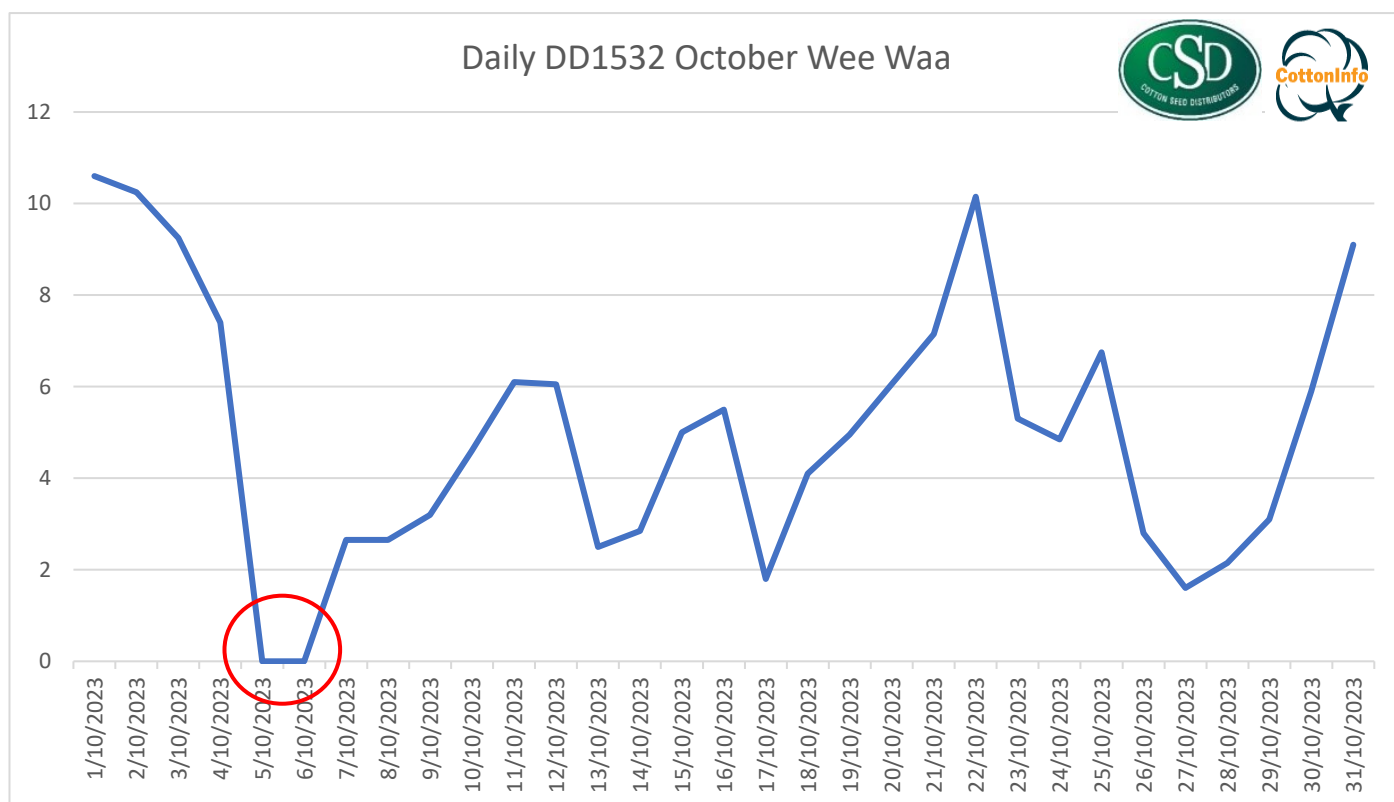


Figure 2: Daily Day Degrees for October – Wee Waa

The average day degrees recorded for the month of October in Wee Waa was only 4.9DD/day.



Namoi crop check

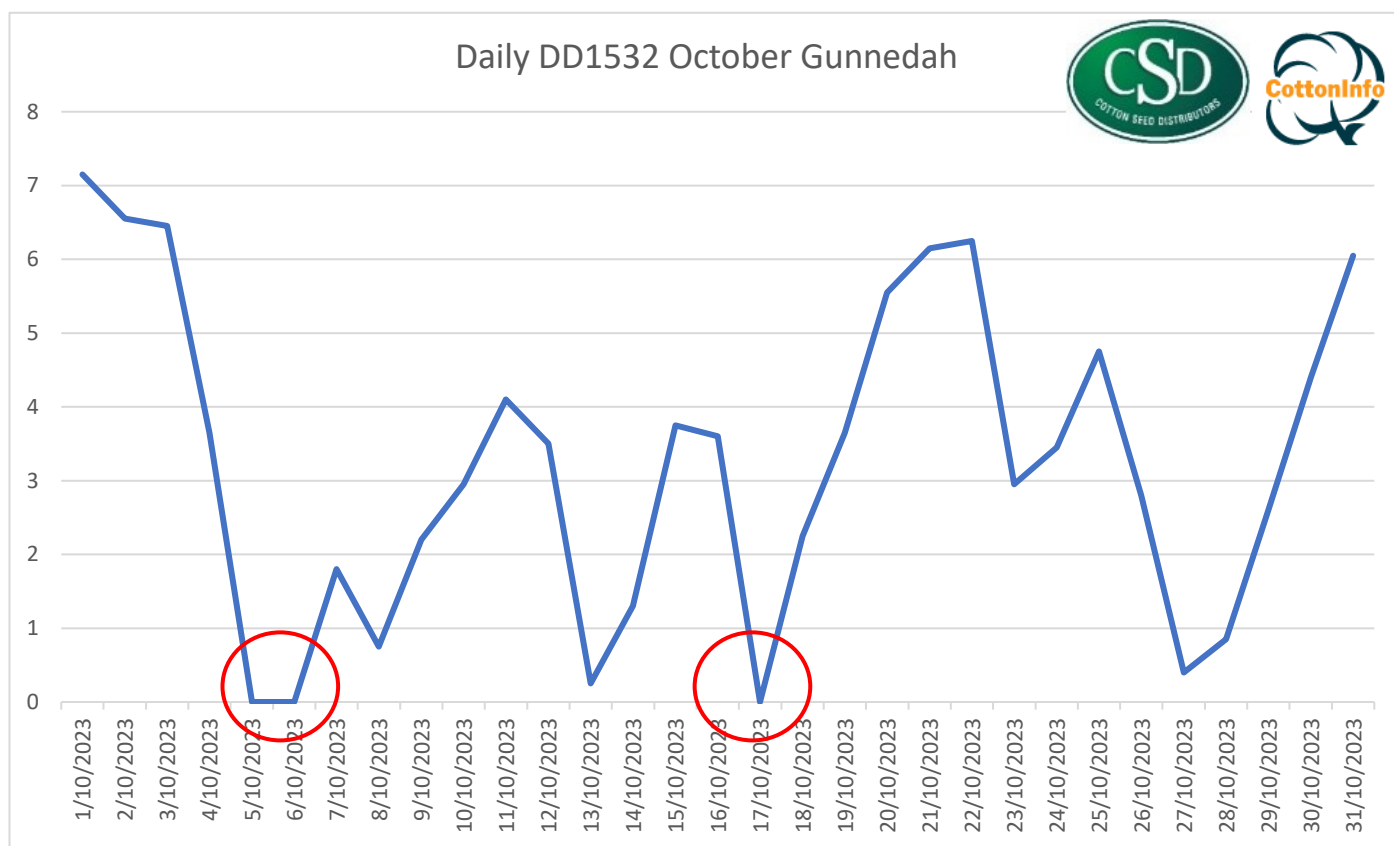


Figure 3: Daily Day Degrees for October – Gunnedah

The average day degrees recorded for the month of October in Gunnedah was only 3.22DD/day.

Seasonal Day Degree and historical data is sourced from Cotton Seed Distributors Day Degree Calculator found at <http://www.csd.net.au/ddc>. For more specific day degree and crop management detail for your farm, field and variety check out CottonTracka® at <https://cottontracka.com.au/>

Disclaimer - © Cotton Seed Distributors Ltd 2023. The CottonInfo Crop Check is a summary of cotton crop information gathered from consultants by each CottonInfo Extension Officer (REO) for their valley. This information is collected on a regular basis to share with growers, researchers, and other consultants. The information is just a snapshot in time and does not claim to be a report for each valley; just a summary of comments received.

This information is provided as a general guide only; not comprehensive or specific technical advice. Circumstances vary from farm to farm. To the fullest extent permitted by law, CSD expressly disclaims all liability for any loss or damage arising from reliance upon any information, statement or opinion in this document or from any errors or omissions in this document.