



Namoi crop check

DATE – 27th November 2023

Area – Namoi & Bourke	
Crop Stage	<ul style="list-style-type: none"> - Establishment/squaring - Cotton planting begun at the end of September this year during an early run of warm weather. - Dry sowing 20th – 30th September ahead of irrigating up to a week later. Unfortunately, this meant that cotton germination and establishment fell right into the period of cool weather experienced after the October Long Weekend. (See graphs below). - Cooler than average temperatures throughout October led to issues with establishment for some cotton varieties, particularly lower density seed types. - Establishment issues led to a large amount of replant this year resulting in quite variable growth stages. - Before the recent rain, CSD Trial Sites were between 2-7 nodes with the very first pin squares seen.
Irrigation	<ul style="list-style-type: none"> - Given recent dry months, pre-irrigation or watering up applications used high volumes of water. - Persistent wind throughout October meant that the first in-crop irrigations were much earlier than anticipated. - Moisture was drying away from the cotton seedlings before they had a chance to get the tap root down into moisture.
Pests/Beneficial Insects	<ul style="list-style-type: none"> - Thrips – quite high pressure this year as neighbouring winter crops dried off. Damage moderate to high depending on growth stage of cotton. More control measures used than in previous years i.e. more insecticide sprays to control thrips whereas other seasons damage was low and could be 'ignored'. - Flea beetle – higher number of flea beetles than in previous seasons. Damage was mainly on the cotyledons and was mild to severe. - Lady bugs and ants also seen.
Weeds	<ul style="list-style-type: none"> - First in crop glyphosate and grass herbicide applications - Some dicamba or glufosinate applications over XtendFlex cotton varieties



Namoi crop check

<p>Disease</p>	<ul style="list-style-type: none"> - Seedling diseases this year including Rhizoctonia, Black Root Rot and Alternaria leaf spot. - Keep an eye out for Eutypella (Recurring Wilt) and Verticillium Wilt over the next few months!
<p>General comments</p>	<ul style="list-style-type: none"> - Rainfall totals for November (taken Monday 27th November): <ul style="list-style-type: none"> • Bourke – 72mm • Walgett – 126.2mm • Wee Waa – 91.5mm • Narrabri – 66.6mm • Gunnedah – 100.4mm • Quirindi – 83.6mm - Sourced from: http://www.bom.gov.au/climate/data/ - More rain forecast over the coming few days. - Great opportunity for dryland cotton in some areas. Suspect the Upper Namoi has run out of planting window however, Lower Namoi, Walgett & Gwydir still have opportunity. - Once the rain events go through and the sun comes out, the cotton will be racing away!

The following graphs are investigating the daily day degrees throughout October.

Taking a closer look at the day degrees below, helps to reinforce the fact that conditions experienced were well below expected. Using just the month of October to illustrate the effect of planting early and perhaps one reason why there were challenges with germination and establishment. The red circles indicate days where there was no day degrees accumulated, with many other days experiencing less than 2DD per day. The target day degrees for establishment is 50DD.



Namoi crop check

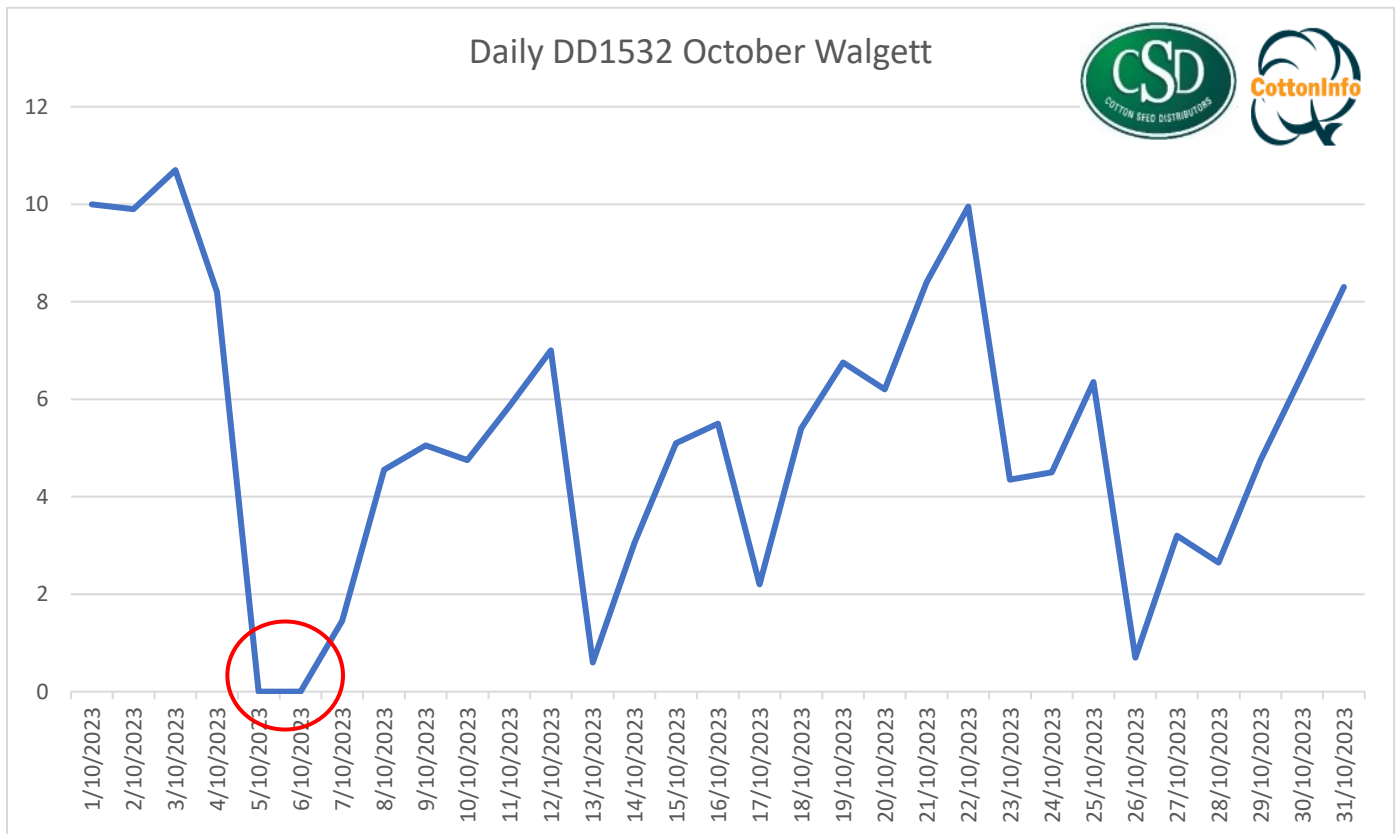


Figure 1: Daily Day Degrees for October – Walgett

The average day degrees recorded for the month of October in Walgett was only 5.2DD/day.



Namoi crop check

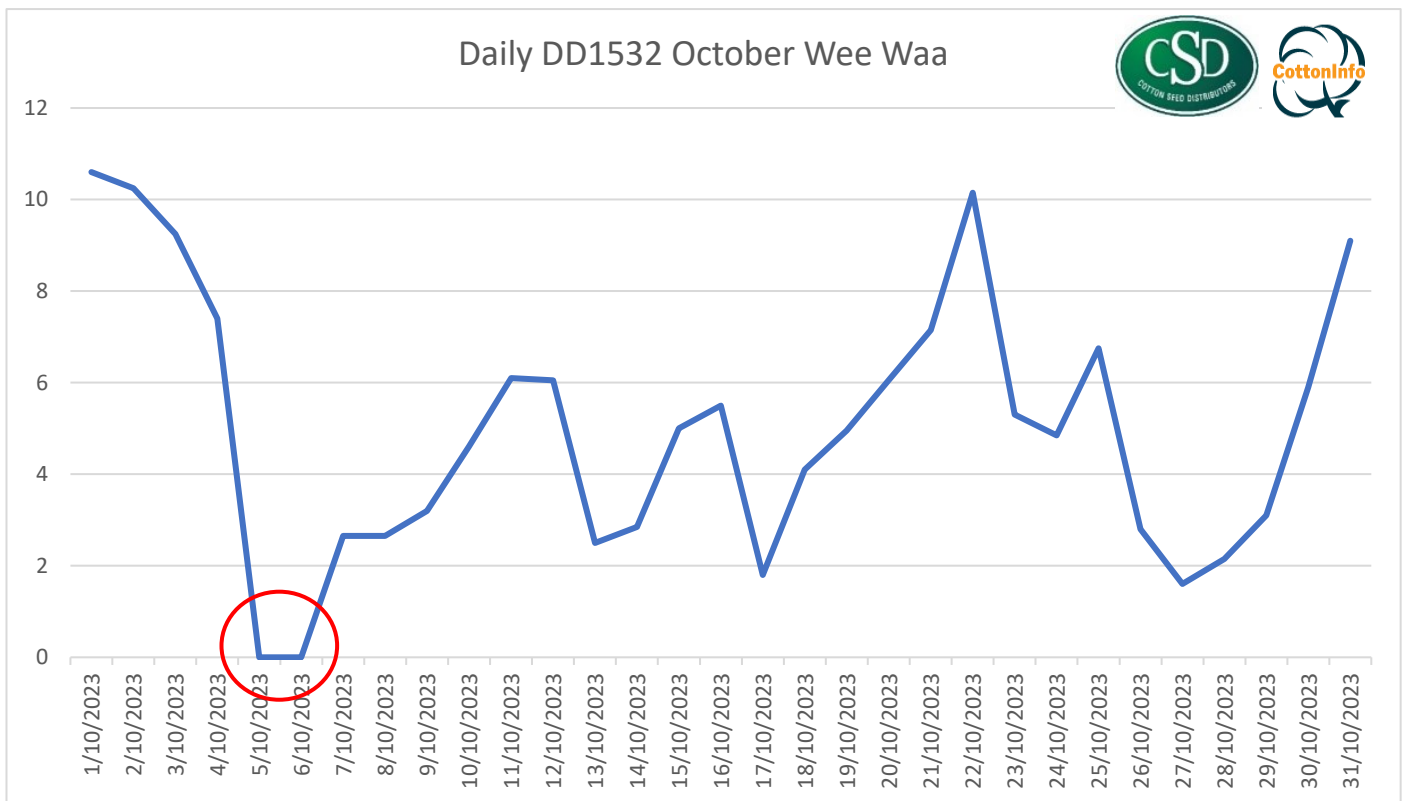


Figure 2: Daily Day Degrees for October – Wee Waa

The average day degrees recorded for the month of October in Wee Waa was only 4.9DD/day.



Information when you need it



Namoi crop check

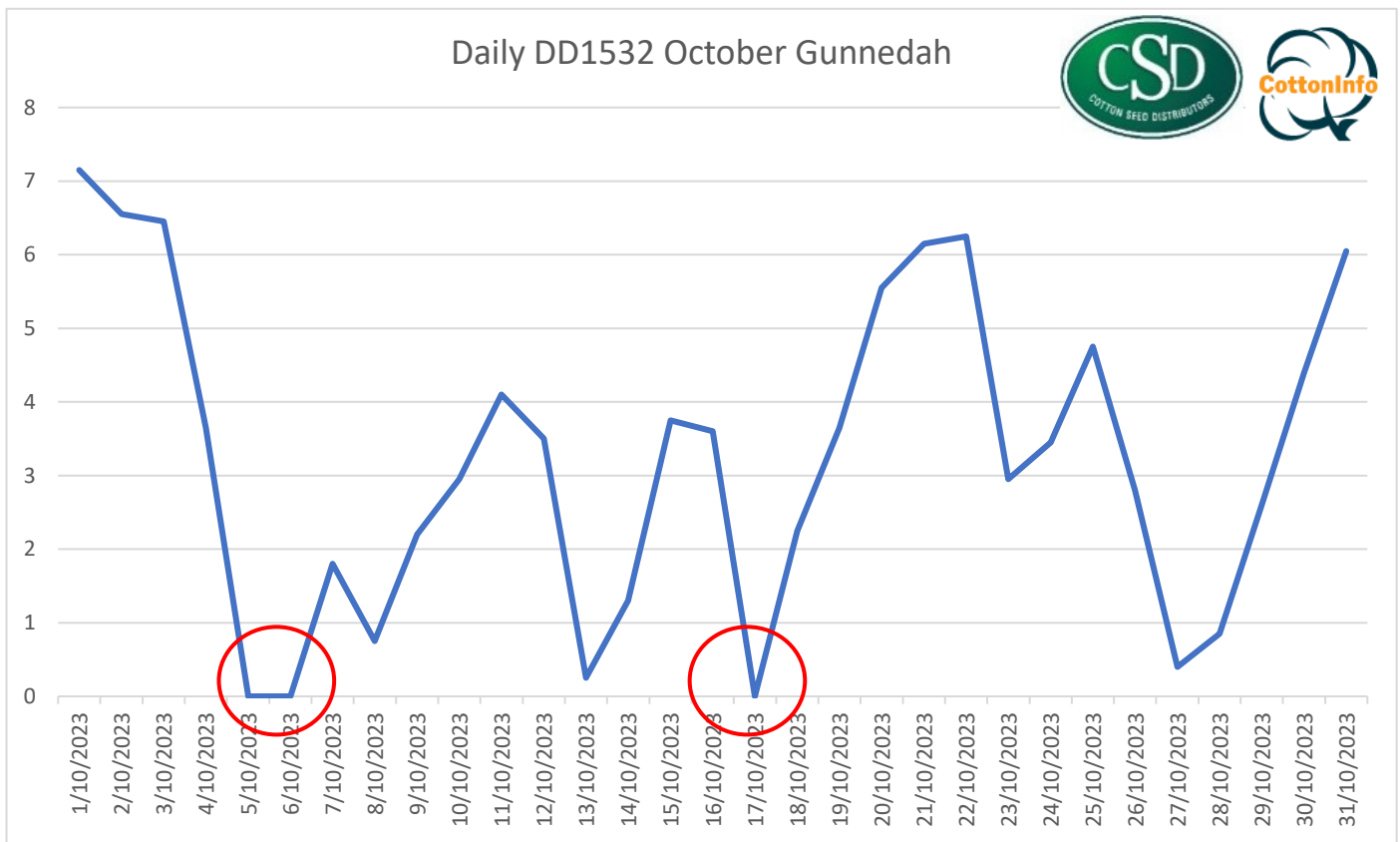


Figure 3: Daily Day Degrees for October – Gunnedah

The average day degrees recorded for the month of October in Gunnedah was only 3.22DD/day.

Seasonal Day Degree and historical data is sourced from Cotton Seed Distributors Day Degree Calculator found at <http://www.csd.net.au/ddc>. For more specific day degree and crop management detail for your farm, field and variety check out CottonTracka® at <https://cottontracka.com.au/>

Disclaimer - © Cotton Seed Distributors Ltd 2023. The CottonInfo Crop Check is a summary of cotton crop information gathered from consultants by each CottonInfo Extension Officer (REO) for their valley. This information is collected on a regular basis to share with growers, researchers, and other consultants. The information is just a snapshot in time and does not claim to be a report for each valley; just a summary of comments received.

This information is provided as a general guide only; not comprehensive or specific technical advice. Circumstances vary from farm to farm. To the fullest extent permitted by law, CSD expressly disclaims all liability for any loss or damage arising from reliance upon any information, statement or opinion in this document or from any errors or omissions in this document.



Best Practice